



# 2024 STATISTICAL REPORT

**CITY OF PITTSBURGH  
DEPARTMENT OF PUBLIC SAFETY  
BUREAU OF POLICE**



**ED GAINEY, MAYOR  
LEE SCHMIDT, PUBLIC SAFETY DIRECTOR**

# TABLE OF CONTENTS

## Annual Statistical Report

2024

2	Table of Contents
3	Chief's Message
4	Disclaimer
5	Mission and Values
6	Certification of Compliance
9	Bureau Accreditation
11	Organization of the Bureau
12	Distribution of Personnel and Recruits by Rank, Gender, and Race
13	Officer Worker's Compensation, Disability Leave, Military Leave, Retirements, Resignations, & Terminations
14	Officer Disciplinary Actions
15	Police Bureau Litigations January 1- December 31, 2024
30	Selection & Hiring Standards
33	Operations Branch Zone Summary
35	911 Calls for Service
37	Arrests
39	Traffic Stops
40	Police Pursuits
41	Field Contact / Warrantless Search and Seizure
43	Subject Resistance / Use-of-Force
49	Homicide Analysis
51	Non-Fatal Shootings Analysis
53	Domestic Violence Unit
62	Crime by Neighborhood (NIBRS)
88	Acknowledgements

# Chief's Message

## Annual Statistical Report

2024

### Foreword from Martin Devine - Acting Chief, Pittsburgh Bureau of Police

The Pittsburgh Bureau of Police takes pride in consistently growing and innovating in an effort to remain informed about and responsive to the communities we serve. This year - 2024 - was one of tremendous change within the Bureau of Police. From personnel changes at the command staff level, to expanded recruitment efforts, to technological advances, the department is constantly striving to remain nimble, transparent, and current on national trends in law enforcement.

One such change within the PBP was the transition to the National Incident Based Reporting System, or NIBRS. NIBRS is the law enforcement community's new standard for quantifying crime, replacing the previous Uniform Crime Reporting (UCR) method. With this shift, the public should be aware that there are important differences between the two reporting methods. Some of the key differences between the two reporting methods are below:

**Changes in counting offenses** - UCR counted only the most serious offense per incident in its reporting. If multiple offenses occurred in the same incident, UCR graded each offense by severity, and then labeled the most serious offense. NIBRS counts each offense in a given incident, which therefore shows higher counts of offenses, even if there are the same number of unique incidents, because of multiple offenses being charged and counted in a single event. For example, using the old UCR system, in a reported incident where a homicide occurs, and the actor also breaks into the home, vandalizes it, and steals a vehicle to leave the crime scene, only the Homicide, the most serious offense, would be reported. Using NIBRS, every offense would be counted, including one homicide, one trespass, one vandalism and one vehicle theft, providing for 4 offenses for the single incident.

**Changes in crime classification** - Under the old UCR system, offenses are categorized as Part I - serious crimes against persons and property - and Part II - all other non-miscellaneous offenses. These are replaced by Group A and Group B offenses under NIBRS. Group A is comprised of more than 20 indexed crime categories, as opposed to the eight indexed offenses in the UCR. Both NIBRS and UCR collect data on "crimes against persons" and "crimes against property" for such offenses as homicide, aggravated assault, rape, robbery, burglary, arson, auto theft. However, the definitions of some of these crime types have been changed and re-categorized. For example, Robbery has been changed from a "Crime against persons" to a "Crime against property," while kidnapping and intimidation have been added to "Crimes against persons." A variety of other changes to how offenses are categorized have also been made. NIBRS also documents the additional category of "crimes against society" which includes prohibitions against certain types of activity such as drug trafficking, gambling, pornography, prostitution, and weapons law violations. NIBRS also documents offenses such as animal cruelty, intimidation, and identity theft, which were not explicit categories in UCR.

The differences between NIBRS and UCR coding makes it functionally impossible to accurately compare crime between the two systems. In subsequent years, there will be enough NIBRS data with which to adequately compare NIBRS crime statistics from month to month, and year over year. This will provide our communities with the most accurate crime data and will help inform our officers on where more attention and focus are required and where tangible improvements have been made. As a Bureau, we look forward to providing that information with fidelity and transparency.

Please don't hesitate to reach out if we can be of any assistance with this report or anything else related to the Pittsburgh Bureau of Police. We value our partnerships with the communities we serve, and we recognize that we will not be successful without that support.

- Acting Chief of Police, Martin Devine

# Disclaimer

## Annual Statistical Report

2024

In late 2023, the Pittsburgh Bureau of Police transitioned to a new Records Management System (RMS). Accompanying this change in RMS, the PBP also changed reporting standards, from Unified Crime Reporting (UCR) to the National Incident Based Reporting System (NIBRS). While there was no interruption in Police service during this time, there were disruptions in the bureau's reporting. NIBRS is an incident-based reporting system used by law enforcement agencies in the United States for collecting and reporting data on crimes. Local, state and federal agencies generate NIBRS data from their records management systems. This change brings PBP's reporting standards in-line with national standards and provides additional specificity in terms of how crimes are categorized. However, NIBRS & UCR differ in many ways and cannot be compared to each other. NIBRS counts each offense in a singular incident, while UCR would only count the 'highest' level charge per incident. For example, if an incident occurred in which a house was burglarized and vandalized, UCR would count that as one Burglary incident, as it is the more serious of the two violations; NIBRS counts both the burglary and vandalism, despite them occurring during the same incident. Because there are often multiple charges during a single incident, counts of offenses provide many more data points than were coded previously.

NIBRS also categorizes crime types in different ways and provides more specificity in terms of the offenses being described. For these reasons, comparisons over time, are unhelpful in determining changes or trends over time between the two reporting standards.

Definitions of NIBRS offenses can be found in the FBI's NIBRS manual: <https://le.fbi.gov/file-repository/nibrs-user-manual.pdf/view/>

In this document NIBRS coded Sex Offenses have been combined into one offense category for ease of tracking, combining the NIBRS offenses of Rape, Sodomy, Sexual Assault with an Object, Fondling, and Statutory Rape.

For more information on NIBRS see the PBP Press Release: <https://pittsburghpa.gov/press-releases/press-releases.html?id=6269#:~:text=NIBRS%20is%20the%20law%20enforcement,discontinued%20on%20January%201%2C%202021>

# MISSION AND VALUES

**Annual Statistical Report**

**2024**

**“We, the Pittsburgh Bureau of Police, stand ready to protect life; Serve without reservation or favor; Stand as partners with all; Helping our communities live free from fear.”**

## **Our Values**

Through our commitment to professional service to all, the Bureau of Police is a source of pride for our City and a benchmark for policing excellence.

**HONOR:** We are men and women of principle; we are driven to pursue the hard right versus the easy wrong.

**INTEGRITY:** Integrity reflects our values in action. Our actions reflect the Law Enforcement Code of Ethics; we do the right thing without exception, so that our behavior inspires and sustains the confidence of our community.

**COURAGE:** In valor there is hope. We are undaunted by the challenges before us, resolute in our commitment.

**RESPECT:** We respect the dignity and worth of all and treat citizens and colleagues alike with dignity and respect.

**COMPASSION:** Ours is a profession of service. Our compassion binds us to the communities we serve and inspires us to help others and promote justice.

# CERTIFICATION OF COMPLIANCE

## Annual Statistical Report

2024

In accordance with Ordinance No. 21 (bill no. 2010-0234) signed by the Mayor on October 20, 2011, I hereby certify that the Bureau of Police has maintained all requirements as they pertain to the consent decree between the United States of America and the City of Pittsburgh (civil no. 97-0354) and the stipulated order signed by United States District Court Judge Robert J. Cindrich on September 30, 2002.

/s/

Scott E. Schubert  
Chief of Police

A Summary of the 1997 Consent Decree between  
The United States of America and the City of Pittsburgh  
Civil # 97-0354  
(with citations)

1. **The City hereby reaffirms and acknowledges its obligation to discourage activity by City law enforcement officers which deprives persons of rights, privileges, and immunities secured and protected by the Constitution of the United States. (Consent Decree paragraph 8)**
2. **Personnel Assessment and Review System (PARS):** (referred to in the Consent Decree as the early warning system). PARS shall:
  - a. Collect and maintain the following (Consent Decree paragraph 12.a.):
    - i. officer's name and badge number,
    - ii. citizen complaints,
    - iii. hit and non-hit officer involved shootings,
    - iv. commendations and other indicators of positive performance,
    - v. discipline with related file numbers,
    - vi. training reassignments,
    - vii. transfers,
    - viii. mandatory counseling,
    - ix. status of administrative appeals and/or grievances,
    - x. detailed description of all criminal investigations or possible officer misconduct,
    - xi. detailed description of all civil or administrative claims filed against the City arising from PBP operations,
    - xii. a description of all other civil claims or suits that the officer is a named party to involving
    - xiii. allegations of untruthfulness, physical force, racial bias, or domestic violence,
    - xiv. a description of all lawsuits filed against the City, the PBP, or its officers arising from PBP operations,
    - xv. all arrests with the location of each arrest, the race of each arrestee, and the code violation(s),
    - xvi. searches and seizures as documented in the search and seizure reports,
    - xvii. use of force as documented in the use of force reports, and
    - xviii. traffic stop information documented in the reports.

# CERTIFICATION OF COMPLIANCE

## Annual Statistical Report

2024

- b. The written report (for 4.a.i. through 4.a.iv.) shall include the officer's name and badge number; description of incident; the specific type of use of force, search or seizure; description of any injuries and medical/hospital data; name, race and gender of all persons involved in the use of force, search or seizure; names and contact information for all witnesses; any weapons, evidence, or contraband found during the search; whether the individual involved in the use of force, search or seizure was arrested or cited, and if so, the charges; date, time, and location of the incident and search or seizure; and the signatures of the officer and his immediate supervisor (Consent Decree paragraph 15).
- c. The City shall develop and require all officers to complete a written report each time a PBP officer makes a traffic stop (Consent Decree paragraph 16):
- d. The written report (for 4.c.) shall include the officer's name and badge number; the race and gender of the individual searched or stopped; approximate time and location; whether the stop involved a frisk or pat-down search; any weapons, evidence, or contraband found during the search; and whether the individual involved was arrested or cited, and if so, the charges (Consent Decree paragraph 16).
- e. Data entered captured on the reports described above shall be entered into PARS (Consent Decree paragraph 17).

## 2. Supervisory Responsibility:

- a. The City shall conduct regular audits of:
  - i. Use of force by all officers (Consent Decree paragraph 18.),
  - ii. Search and seizure practices by all officers (Consent Decree paragraph 19.),
  - iii. Potential racial bias, including use of racial epithets, by all officers (Consent Decree paragraph 20.).
- b. PBP supervisors and senior supervisors shall have an affirmative obligation to act on this data with the goals of:
  - i. Preventing the use of excessive force (Consent Decree paragraph 18.),
  - ii. Preventing improper search and seizure practices by PBP officers (Consent Decree paragraph 19.),
  - iii. Eliminating actions that reflect racial bias by PBP officers (Consent Decree paragraph 20.).
- c. Each report above will be reviewed within one week by the reporting officer's chain-of command (Consent Decree paragraphs 18-20).
- d. Quarterly Reviews (Consent Decree paragraph 21). After evaluating the most recent quarterly reports and evaluating an officer's complaint history, the City shall, at a minimum:
  - i. Require and provide appropriate remedial training, assignment to an FTO, counseling, transfer, and/or reassignment to all officers (such training, counseling, transfer, and/or reassignment shall address the type of misconduct alleged):
    - 1. who have had three (3) or more complaints containing allegations of similar types of misconduct (e.g., verbal abuse, excessive force, improper search and seizure) within the last two years, whether the complaints are sustained or not; and
    - 2. who have had five or more complaints of any kind within the last two years, whether the complaints are sustained or not.



# CERTIFICATION OF COMPLIANCE

## Annual Statistical Report

2024

- ii. Impose appropriate discipline on each officer against whom a complaint is sustained as soon as possible after the OMI disposition.
  - iii. Where appropriate, remedial training, counseling, transfer, or reassignment shall be required of each officer where a complaint is disposed of by a disposition other than sustained.
- e. Annual Performance Evaluations: The PBP shall require annual performance evaluations of all officers, supervisors, and senior supervisors. The performance evaluation shall be in writing and shall fully explain the weight and substance of all factors used to evaluate an officer (Consent Decree paragraphs 23 and 24). At a minimum:
  - i. Supervisors and senior supervisors shall be evaluated on their ability to monitor, deter, and appropriately address misconduct by officers they supervise; and
  - ii. The PBP shall evaluate each officer on the basis of his or her complaint history, focusing on patterns of misconduct.
  - iii. In addition to the Civil Service guidelines, the performance evaluations shall be considered as one of the factors in making promotions.
- f. Employee Assistance Program: The City shall continue to provide an employee assistance program ("EAP") (Consent Decree paragraph 25). This program shall at a minimum provide counseling and stress management services to officers. This program shall be staffed by sufficient licensed and certified counselors who are trained and experienced in addressing psychological and emotional problems common to police officers. The City shall publicize the availability of these services to all officers. The City shall authorize officers to attend counseling without any adverse actions taken against them. The City shall refer officers to, but not require their participation in, EAP counseling where the City believes an officer's job performance may benefit from EAP services. These provisions are separate from any counseling the City may require as part of its "Track III" mandatory counseling program.
- g. Notice of Criminal/Civil Action: The City shall require all officers to notify the City when the officers have been arrested, criminally charged, or named as a party in any civil suit involving allegations of untruthfulness, physical force, racial bias, or domestic violence. The City and PBP management shall monitor all such civil litigation and all criminal prosecutions of officers. PBP shall discipline and appropriately re-train, counsel, re-assign, or transfer officers found guilty or liable by a court or jury (Consent Decree paragraph 26). Officers determined by a court to have falsely arrested an individual or conducted an improper search or seizure shall be disciplined, retrained, counseled, transferred, or reassigned, as the circumstances warrant. Such litigation and investigations shall be reflected in (PARS) and recorded in the officer's complaint history (Consent Decree paragraph 27). PBP shall continue to discipline, re-train, counsel, transfer, or reassign officers who are the subject of civil litigation settled by the City prior to adjudication, as the circumstances and OMI investigation warrant (Consent Decree paragraph 28).

Community Relations: The United States recognizes that PBP officer representatives attend meetings of community groups within their zone. The PBP shall continue to make every effort to participate in these meetings, including meetings organized by or oriented towards minorities.



# BUREAU ACCREDITATION

## Annual Statistical Report

2024

1. Pittsburgh City Code, § 116.02, paragraph I.D. requires that the Bureau of Police attain and maintain accreditation. To attain that accreditation, the Pittsburgh Bureau of Police has chosen to utilize the Pennsylvania Law Enforcement Accreditation Program. In 2019 the Pittsburgh Bureau of Police achieved our second re-accreditation with Chief Schubert being presented with the plaque in March 2019.

2. What is Accreditation? The Pennsylvania Chiefs of Police Association introduced the Pennsylvania Law Enforcement Accreditation Program to the Commonwealth in July 2001. Since then, over 250 agencies have enrolled, and 45 agencies currently maintain accredited status.

Accreditation is a progressive and time-proven way of helping institutions evaluate and improve their overall performance. The cornerstone of this strategy lies in the promulgation of standards containing a clear statement of professional objectives. Participating administrators then conduct a thorough analysis to determine how existing operations can be adapted to meet these objectives. When the procedures are in place, a team of independent professionals is assigned to verify that all applicable standards have been successfully implemented. The process culminates with a decision by an authoritative body that the institution is worthy of accreditation.

The Pennsylvania Law Enforcement Accreditation Program was designed and developed by professional law enforcement executives to provide a reasonable and cost-effective plan for the professionalization of law enforcement agencies within the Commonwealth. The underlying philosophy of the program is to have a user-friendly undertaking for the departments that will result in a "success" oriented outcome.

Pennsylvania's law enforcement professionals want the program to be consistent and achievable for all types and sizes of law enforcement agencies within Pennsylvania.

3. Accreditation Program Phases The Accreditation program is broken down into three steps or phases:

### **Phase One: Application**

PLEAC Description: The police department and local government officials make the joint decision to pursue police accreditation. Together, they notify the accreditation staff at the Pennsylvania Chiefs of Police Association via a Letter of Intent. Staff then provides all materials to begin the accreditation process. Not only does the agency receive the manuals, but also organizational materials such as labels for the accreditation folders and a software tracking program. A video is included to assist the police agency in concisely explaining the program to their staff. A free training class is also available for newly appointed Accreditation Managers and their Chief. There is a one-time fee of \$100 to participate in the Pennsylvania Law Enforcement Accreditation program.

# BUREAU ACCREDITATION

## Annual Statistical Report

2024

### Phase Two: Self-Assessment

PLEAC Description: The Accreditation Manager will begin the process internally by performing a self-assessment of the agency. This begins as an exercise in comparison. The Accreditation Manager will compare how the current policies comply with the program's standards. Most agencies will discover that they are closer to compliance than anticipated.

When the agency has completed the self-assessment phase, it will want to host a mock assessment. This is a final review to ensure a smooth assessment in Phase Three. Staff is available throughout the process, offering 12 support and guidance to ensure every agency's success. In addition, several localized coalitions have been formed by Accreditation Managers to assist one another. There is also a state coalition that can be very helpful.

The main component in achieving accreditation is policy development. All policies identified for revision follow a specific protocol which includes review by the Pittsburgh Police Command Group consisting of forty-five members of the Pittsburgh Bureau of Police. This group also includes the entire Command Staff and the Public Safety Director), Fraternal Order of Police, The Independent Civilian Police Review Board, and the Pittsburgh Commission on Human Relations. It is a comprehensive process and requires a significant amount of time. The accreditation team uses model policies identified by the International Association Chiefs of Police and the Pennsylvania Law Enforcement Accreditation Commission. When appropriate, the accreditation team meets with subject matters experts both internal to and external of the Pittsburgh Bureau of Police.

File creation consists of documentation the PLEAC assessors will use to determine if the PBP has the appropriate policy in place to meet each individual standard. The files consist of two proofs that demonstrate the policy is in use consistently bureau wide. These proofs may be demonstrated by highlighting an officer's narrative in an investigative report dealing with that particular standard. File creation is complete and the centerpiece of the mock and on-site inspection.

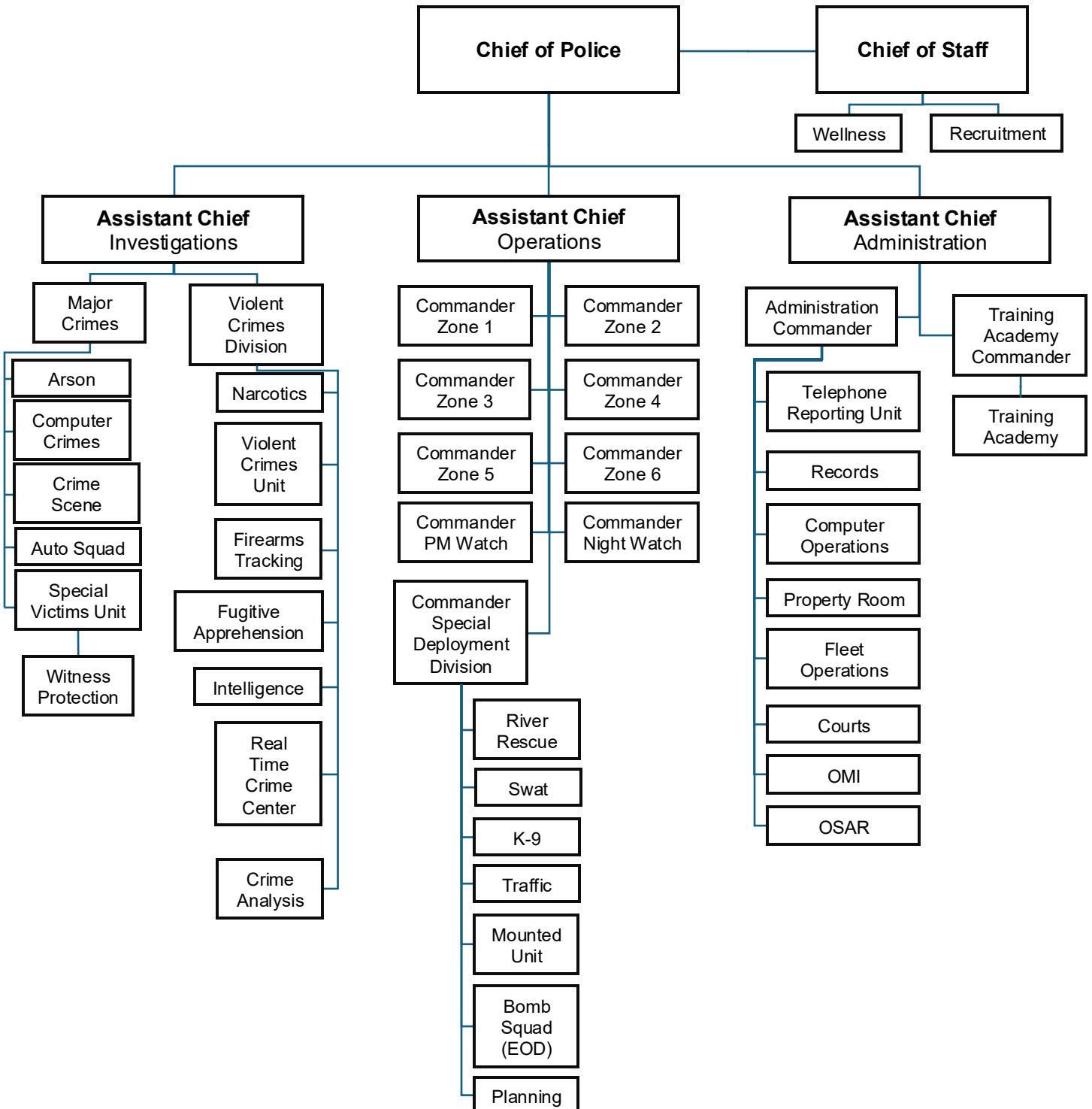
### Phase Three: Formal Assessment

PLEAC Description: The final phase of the accreditation process is the Commission assessment. Trained assessors will do an on-site, two-day review of agency files ensuring compliance with all standards. Please note that the assessment is a success-oriented process. Your accredited status will remain valid for a three-year period. With accredited status, your agency may experience insurance savings; stronger community relations; and increased employee input, interaction and confidence in the agency.

# ORGANIZATION OF THE BUREAU

Annual Statistical Report

2024



# DISTRIBUTION OF PERSONNEL BY RANK, GENDER, AND RACE

## Annual Statistical Report

2024

Current Gender Demographics by Rank at Year-End 2024				
	Count & Percent			
	Female		Male	
Chief of Police	0	0%	0	0%
Assistant Chief of Police	0	0%	3	100%
Commander	2	15%	11	85%
Lieutenant	2	7%	28	93%
Sergeant	13	14%	79	86%
Detective	25	16%	136	84%
Master Police Officer	13	13%	89	87%
Police Officer	34	12%	251	88%
<b>TOTAL OFFICERS</b>	<b>89</b>	<b>13%</b>	<b>597</b>	<b>87%</b>

Current Race Demographics by Rank at Year-End 2024																
	American Indian/Alaska Native		Asian		Black/African American		Hispanic or Latino		White		Two or More Races		Declined to Answer		Total	
	Count	% of Rank	Count	% of Rank	Count	% of Rank	Count	% of Rank	Count	% of Rank	Count	% of Rank	Count	% of Rank	Count	% of Total
Chief of Police	0	0	0	0	0	0	0	0	0	0	0	0	0	0	0	0
Assistant Chief of Police	0	0	0	0	0	0	0	0	3	100	0	0	0	0	3	.39
Commander	0	0	0	0	1	8.3	0	0	11	91.7	0	0	0	0	12	1.56
Lieutenant	0	0	0	0	0	0	0	0	24	100	0	0	0	0	24	3.11
Sergeant	0	0	1	1.1	8	1.0	0	0	82	10.6	0	0	0	0	91	11.80
Detective	0	0	1	.6	22	12.8	3	1.8	145	84.8	0	0	0	0	171	22.18
Master Police Officer	0	0	0	0	27	3.5	1	.7	114	79.7	0	0	0	0	143	18.55
Police Officer	1	.3	4	1.2	30	9.2	6	1.8	272	83.4	5	1.53	8	2.4	326	42.28
<b>TOTAL OFFICERS</b>	<b>1</b>	<b>.1</b>	<b>6</b>	<b>.8</b>	<b>88</b>	<b>11.4</b>	<b>10</b>	<b>1.3</b>	<b>651</b>	<b>84.4</b>	<b>6</b>	<b>.8</b>	<b>8</b>	<b>1.0</b>	<b>771</b>	<b>100</b>

# DISTRIBUTION OF PERSONNEL BY RANK, GENDER, AND RACE

## Annual Statistical Report

2024

Number of sworn Police Personnel authorized at year-end 2024: **750**

**During the Reporting Period there were:**

- 34** Officers on worker's compensation
- 6** Officers on disability leave/FMLA
- 9** Officers on military or other specified leave
- 1** Officer on director's leave
  
- 21** Officers' resignations
- 4** Officers' terminations
- 67** Officers' retirements
- 1** Officer death
  
- 40** Officers' disciplinary actions

# OFFICER DISCIPLINARY ACTIONS

## Annual Statistical Report

2024

Results	Count
Terminations	4
5-day Suspensions	3
1-day Suspension	2
Written Reprimands	4
Oral Reprimands	3
Counseling	10
Dismissed	4
Temporary Reassignment	1
Anger Management	2
Last Chance Agreements	4
Resignations	3

Oral Reprimands	
Charges	Count
Standards of Conduct	1
Insubordination	1
Operation of Vehicle	2
General Firearm Regulation	1
Training/Neglect of Duty	2
Written Reprimands	
Charges	Count
Body Work Camera	2
Neglect of Duty	1
Operation of Vehicle	1
Standard of Conduct	2

Counseling	
Charges	Count
Operation of Vehicle	3
Conduct	4
Neglect of Duty	1
Body Worn Camera	1
Secondary Employment	1
Training	2

Suspension	
Charges	Count
Neglect of Duty	1
Conduct Unbecoming	3
Operation of Vehicle	1
Collision Reporting	1
Domestic Violence	1
Training	2
Insobordination	1
Charges Withdrawn	
Obedience of Orders	2
Insubordination	2
Neglect of Duty	1
Truthfulness	1

# POLICE BUREAU LITIGATIONS

## JANUARY 1 – DECEMBER 31, 2024

### Annual Statistical Report

2024

#### POLICE BUREAU LITIGATIONS JANUARY 1 - DECEMBER 31, 2024

**TOTAL NUMBER OF OFFICERS SUED:** \_\_\_\_\_ 19 (11 cases)

*United States District Court for the Western  
District of Pennsylvania*

- False Arrest/Imprisonment 2 claims – Open
- Excessive Force 2 claims – Open
- Illegal Search 2 claims – Open
- Assault & Battery (common law) 1 claim – Open
- Wrongful Death/negligence (due process) \_\_\_\_\_ 1 claim – Open

*Court of Common Pleas of Allegheny County – General Docket*

- Malicious Prosecution 1 claim – Open
- Miscellaneous Cause of Action 1 claim – Open
- Unknown Cause of Action 1 claim – Open

**TOTAL NUMBER OF CLAIMS FILED:** \_\_\_\_\_ 14

*United States District Court for the Western  
District of Pennsylvania*

- Due Process 1 claim – Open
- False Arrest 1 claim – Open
- Malicious Prosecution 1 claim – Open
- Common Law Battery 1 claim – Open
- Failure to Train/Supervise 4 claims – Open
- Miscellaneous (tort) 1 claim – Closed

*Court of Common Pleas of Allegheny County – General Docket*

- Neglect of Duty 1 claim – Open
- Malicious Prosecution 1 claim – Open
- Tort (personal injury – motor vehicle) \_\_\_\_\_ 1 claim – Open
- Unknown Cause of Action 2 claims – Open

- a. The number of civil actions settled during the reporting period and the monetary amount of each settlement identified by the year of the claim, the parties' names and, if applicable, relevant docket number.



# POLICE BUREAU LITIGATIONS

## JANUARY 1 – DECEMBER 31, 2024

### Annual Statistical Report

2024

NUMBER OF CIVIL ACTIONS SETTLED: 5

BLANCA BARNETT HARRIS v. JACOB NOONAN, SEAN D. SMITH, No. GD 21-012883, filed in the Court of Common Pleas of Allegheny County.

Tort/Personal Injury: Motor vehicle accident with police vehicle  
Year of Claim: 2021

Settled on 12/3/2024 for \$25,000.00

JAMES A. GENCO v. CHRISTINE LUFFEY, HUMANE ANIMAL RESCUE OF PITTSBURGH, MEAGAN MONTMERY, CAMILLE BURKE, JOHN/JANE DOE(S), PITTSBURGH VETERINARY SPECIALTY AND EMERGENCY CLINIC and EMILY GARDNER, No. 2:21-cv-01518, filed in the United States District Court for the Western District of Pennsylvania.

Civil Rights: Alleged false arrest/malicious prosecution  
Year of Claim: 2021

Settled on 6/18/2024 for \$175,000.00

ROBERT HAVRILLA v. GRANT FAULKNER, JEROME KENNEDY and ASHLEY SMITH, No. 2:22-cv-00998, filed in the United States District Court for the Western District of Pennsylvania

Civil Rights: False Arrest/Imprisonment  
Year of Claim: 2020

Settled on 2/8/2024 as to City Defendant in the amount of \$1,500.00

TROY REED v. TARGET CORPORATION, a Minnesota For-Profit Business Corporation; CITY OF PITTSBURGH, a Pennsylvania Municipal Corporation; KEITH EDMONDS, in his individual and official capacities, No. 2:23-cv-00896, filed in the United States District Court for the Western District of Pennsylvania.

Civil Rights: Excessive Force and Common Law Battery  
Year of Claim: 2021

Settled on 8/13/2024 for \$2,000.00

KELLY ANGELL, INDIVIDUALLY AND AS PARENT AND NATURAL GUARDIAN OF HER CHILDREN, K.R.M., K.M.A., I.C.M., C.C.A., AND SADE ANGELL, AND DERONE LEWIS, INDIVIDUALLY v. CITY OF PITTSBURGH, STEPHEN MESCAN, JAMES MONKELIS, COMMANDER JOHN DOE #1, NEGOTIATOR JOHN DOE #2, OFFICER JOHN DOES #3-10,

# POLICE BUREAU LITIGATIONS

## JANUARY 1 – DECEMBER 31, 2024

### Annual Statistical Report

2024

OFFICER JOHN DOES 11-20, No. 2:23-cv-01268, filed in the United States District Court for the Western District of Pennsylvania.  
Civil Rights: Civil Rights/General  
Year of Claim: 2023  
Settled on 8/29/2024 for \$45,000.00

- b. The number of civil actions resolved during the reporting period by a court or jury or administrative body, the monetary amount distinguished by compensatory and punitive award(s) identified by the year of the original claim, the parties' names and the relevant docket number.

**NUMBER OF CIVIL ACTIONS RESOLVED: 6**

DANIELS, JOYCE A., Administratrix of the Estate of Mark S. Daniels v. CITY OF PITTSBURGH and OFFICER GINO MACIOCE, No. 2:18-cv-01019, filed in the United States District Court for the Western District of Pennsylvania.  
Civil Rights/Wrongful Death: Excessive Force  
Year of Claim: 2018  
3/30/2022: Order of Court granting Defendants' Motion for Summary Judgment and entering FINAL JUDGMENT for Defendants pursuant to FRCP Rule 58.  
4/27/2022: Plaintiff's Appeal to United States Court of Appeals for the Third Circuit (Docket No. 22-1790).  
7/5/23: ORDER of Court Affirming USDC 3/30/2022 Order granting Defendants' Summary Judgment.  
9/9/23: Plaintiff filed Petition of a Writ of Certiorari to The United States Supreme Court.  
1/8/2024: Petition for Writ of Certiorari DENIED by the U.S. Supreme Court

KAYLEIGH DUMAS v. YOUSSEF ALMUSAWI, BRENDAN ORRIS, RONALD POSTELL, JOSEPH MANGIARELLI, JOHN DOE, a Police Officer, AND ALLEGHENY COUNTY, No. 2:23-CV-00051, filed in the United States District Court for the Western District of Pennsylvania.  
Civil Rights: Excessive Force, False Arrest  
Year of Claim: 2022  
7/15/2024: By Order of the U.S. District Court for the Western District of Pennsylvania, Defendants' Motion for Summary

# POLICE BUREAU LITIGATIONS

## JANUARY 1 – DECEMBER 31, 2024

### Annual Statistical Report

2024

Judgment was granted and the Court entered judgment in favor of Defendants and against Plaintiff on all claims in the complaint.

ANTHONY CARTER v. RICH FITZGERALD, ORLANDO HARPER, ALLEGHENY COUNTY, CITY OF PITTSBURGH, No. 2:23-cv-1913, filed in the United States District Court for the Western District of Pennsylvania.

Civil Rights: Tort Action only against City of Pittsburgh

Year of Claim: 2022

12/23/2024: ORDER adopting the Report & Recommendation of the Court as the Opinion of the Court. ...The Motion to Dismiss filed by the City of Pittsburgh, the Pittsburgh Police, and the Chief of Pittsburgh Police, is GRANTED. All claims asserted against such Defendants are dismissed, with prejudice.

DANIEL MARCHESE (on behalf of Amalia Marchese, minor), DANIEL MARCHESE (on behalf of William Marchese, Minor) v. ALLEGHENY COUNTY PENNSYLVANIA, CITY OF PITTSBURGH PENNSYLVANIA, BONITA REARICK, KELLY and ALAN JOHNSTONE, UNKNOWN, No. GD 17-007844, filed in the Court of Common Pleas of Allegheny County.

Civil Rights – Illegal Search & False Arrest

Year of Claim: 2015

8/1/2024: Court Administratively Terminated for inactivity per Pa. R.C.P.230.2.

ASHLEY ZOE FOX v. PITTSBURGH BUREAU OF POLICE, No. GD 20-011086, filed the Court of Common Pleas of Allegheny County, Pennsylvania.

Civil Rights: Other Civil Rights

Year of Claim: 2020

8/1/2024: Court Administratively Terminated for inactivity per Pa. R.C.P.230.2.

JOSEPH II, HERBERT L. V. CITY OF PITTSBURGH POLICE, CY DISPENSARY d/b/a SUNNYSIDE MEDICAL CANNABIS DISPENSARY OF PITTSBURGH, CONKLIN, KAITLIN, AILIFF, AARON, No. GD 23-008973, filed in the Court of Common Pleas of Allegheny County.

Civil Rights: Other Civil Rights

Year of Claim: 2020

# POLICE BUREAU LITIGATIONS

## JANUARY 1 – DECEMBER 31, 2024

### Annual Statistical Report

2024

7/27/2024: ORDER of Court granting Defendant City of Pittsburgh Police's Preliminary Objections and Dismissing all claims against Defendant City with prejudice.

- c. The number of civil actions pending at the beginning and at the end of the reporting period in a court or jury or administrative body, identified by the year of the claim, the parties' names and relevant docket number.

NUMBER OF CIVIL ACTIONS OPEN/PENDING: 44

RONALD A. JOHNSON v. CITY OF PITTSBURGH, ACTING CHIEF McDONALD, CITY OF PITTSBURGH POLICE OFFICER WILLIAM KELSCH, (*Kelsch is sued in his individual and official capacity*)(*all others in their official capacities*), No. GD 15-011174, Court of Common Pleas of Allegheny County. Civil Rights – Illegal Search; False Arrest  
Year of Claim: 2014

MARGARET MAZUR v. CITY OF PITTSBURGH, JASON LANDO and THOMAS NEE, No. 2:18-cv-01018, filed in the United States District Court for the Western District of Pennsylvania. Civil Rights: Alleged defamation by city officers  
Year of Claim: 2016  
7/12/19: ORDER of USDC remanding case to The Court of Common Pleas of Allegheny County as no federal claims were made under federal law. (State Court Docket No. GD 18-006187)

SHARON HEITZENRATER as Admin. of the Estate of ERIK HEITZENRATER, deceased v. CITY OF PITTSBURGH, BRIAN MARTIN, DAVID HONICK, BRIAN BURGUNDER and DAVID LINCOLN, No. 2:18-cv-01587, filed in the United States District Court for the Western District of Pennsylvania. Civil Rights: Excessive force, false arrest  
Year of Claim: 2018  
(Same incident as *DeLuca* below, consolidated with *DeLuca* under the *DeLuca* docket number)

FRANK DeLUCA v. CITY OF PITTSBURGH, BRIAN BURGUNDER, DAVID HONICK & DAVID LINCOLN, No. 2:18-cv-01567, filed in the United States District Court for the Western District of Pennsylvania. Civil Rights: Excessive force, false arrest

# POLICE BUREAU LITIGATIONS

## JANUARY 1 – DECEMBER 31, 2024

### Annual Statistical Report

2024

Year of Claim: 2018

(Same incident as *Heitzenwater* above; cases consolidated under docket number for *DeLuca*)

MICHAEL ZOKAITES v. CITY OF PITTSBURGH, BRIAN MARTIN, individually and in his official capacity as a Pittsburgh Police Officer, DAVID HONICK, individually and in his official capacity as a Pittsburgh Police Officer, BRIAN BURGUNDER, individually and in his official capacity as a Pittsburgh Police Officer, DAVID LINCOLN, individually and in his official capacity as a Pittsburgh Police Officer, and THE CITY OF PITTSBURGH FRATERNAL ORDER OF POLICE, No. 2:19-cv-00216, filed in the United States District Court for the Western District of Pennsylvania.

Civil Rights: Excessive Force and False Arrest

Year of Claim: 2018

(Same incident as *DeLuca* and *Heitzenwater*. Consolidated under the *DeLuca* docket number)

BRUCE THOMAS v. BRIAN MARTIN, DAVID HONICK, BRIAN BURGUNDER, DAVID LINCOLN, DETECTIVE MURRAY, First Name Unknown, all in their Official and Individual Capacities, and JOHN DOE #1 Police Officer and JOHN DOE #2 Police Officer, both in their Official and Individual Capacities, and the CITY OF PITTSBURGH, No. 2:19-cv-0617, filed in the United States District Court for the Western District of Pennsylvania.

Civil Rights: False Arrest and Excessive Force

Year of Claim: 2018

(Same incident as *DeLuca*, *Heitzenwater* and *Zokaites*. Consolidated under the *DeLuca* docket number)

WILLIAM SNATCHKO v. PITTSBURGH POLICE DEPARTMENT and JOHN DOE 1-2, No. GD 19-013716, filed in the Court of Common Pleas of Allegheny County, Pennsylvania.

Civil Rights: Excessive Force

Year of Claim: 2017

LEANDRE SIMS v. CITY OF PITTSBURGH, JANINE N. TRIOLO, JAMES GLICK, WILLIAM VOLLBERG, DAVID O'NEIL, JOSEPH FABUS, PETER BECHTOLD, GABRIEL FIGUEROA, JAY JOHNSON, ALLEGHENY COUNTY, ALLEGHENY COUNTY JUVENILE PROBATION, RUSSELL CARLINO, MATT ANDERSON, SCOTT KOTANCHIK, ALLEGHENY COUNTY DISTRICT ATTORNEY'S OFFICE, STEPHEN A. ZAPPALA, JR.,

# POLICE BUREAU LITIGATIONS

## JANUARY 1 – DECEMBER 31, 2024

### Annual Statistical Report

2024

STEPHIE-ANNA RAMALEY, REBECCA A. WALKER, ALICIA WERNER, and MELISSA BYRNES-HONG-BARCO, No. GD 20-006761, filed in the Court of Common Pleas of Allegheny County, Pennsylvania  
Civil Rights: False Arrest/Imprisonment  
Year of Claim: 2018  
2/18/22: ORDER of COURT sustaining Preliminary Objections of the Defendants and dismissing the Amended Complaint with prejudice.  
3/18/22: Plaintiff appealed to Commonwealth Court (Docket No. 259 CD 2022)

BRIAN BENNETT v. CITY OF PITTSBURGH, JANINE N. TRIOLO, JAMES GLICK, WILLIAM VOLLBERG, DAVID O'NEIL, JOSEPH FABUS, PETER BECHTOLD, GABRIEL FIGUEROA, JAY JOHNSON, ALLEGHENY COUNTY, ALLEGHENY COUNTY JUVENILE PROBATION, RUSSELL CARLINO, MATT ANDERSON, SCOTT KOTANCHIK, ALLEGHENY COUNTY DISTRICT ATTORNEY'S OFFICE, STEPHEN A. ZAPPALA, JR., STEPHIE-ANNA RAMALEY, REBECCA A. WALKER, ALICIA WERNER, and MELISSA BYRNES-HONG-BARCO, No. GD 20-006760, filed in the Court of Common Pleas of Allegheny County, Pennsylvania.  
Civil Rights: False Arrest/Imprisonment  
Year of Claim: 2018  
5/19/2022: ORDER of COURT. Preliminary Objections of the Defendants are sustained and the Plaintiff's Amended Complaint is dismissed with prejudice.  
6/15/2022: Plaintiff Appealed to Commonwealth Court (Docket No. 606 CD 2022)

KRISTEN BLACKWELL as a parent and KRISTIAN BLACKWELL, a minor v. CITY OF PITTSBURGH, JANINE N. TRIOLO, JAMES GLICK, WILLIAM VOLLBERG, DAVID O'NEIL, JOSEPH FABUS, PETER BECHTOLD, GABRIEL FIGUEROA, JAY JOHNSON, ALLEGHENY COUNTY, ALLEGHENY COUNTY JUVENILE PROBATION, RUSSELL CARLINO, MATT ANDERSON, SCOTT KOTANCHIK, ALLEGHENY COUNTY DISTRICT ATTORNEY'S OFFICE, STEPHEN A. ZAPPALA, JR., STEPHIE-ANNA RAMALEY, REBECCA A. WALKER, ALICIA WERNER, and MELISSA BYRNES-HONG-BARCO, No. GD 20-006759, filed in the Court of Common Pleas of Allegheny County, Pennsylvania  
Civil Rights: False Arrest/Imprisonment

# POLICE BUREAU LITIGATIONS

## JANUARY 1 – DECEMBER 31, 2024

### Annual Statistical Report

2024

Year of Claim: 2018

02/11/22: ORDER OF COURT. The preliminary objections of the defendants are sustained and the plaintiffs amended complaint is dismissed with prejudice.

3/18/2022: Plaintiff appealed to Commonwealth Court (Docket No. 258 CD 2022)

LEE JABRIL v. CITY OF PITTSBURGH, JANINE N. TRIOLO, JAMES GLICK, WILLIAM VOLLBERG, DAVID O'NEIL, JOSEPH FABUS, PETER BECHTOLD, GABRIEL FIGUEROA, JAY JOHNSON, ALLEGHENY COUNTY, ALLEGHENY COUNTY JUVENILE PROBATION, RUSSELL CARLINO, MATT ANDERSON, SCOTT KOTANCHIK, ALLEGHENY COUNTY DISTRICT ATTORNEY'S OFFICE, STEPHEN A. ZAPPALA, JR., STEPHIE-ANNA RAMALEY, REBECCA A. WALKER, ALICIA WERNER, and MELISSA BYRNES-HONG-BARCO, No. GD 20-006763, filed in the Court of Common Pleas of Allegheny County, Pennsylvania.

Civil Rights: False Arrest/Imprisonment

Year of Claim: 2018

02/11/22: Order of Court. The preliminary objections of the defendant are sustained and the plaintiffs amended complaint is dismissed with prejudice.

3/18/2022: Plaintiff appealed to the Commonwealth Court of Pennsylvania (Docket No. 260 CD 2022)

KENNETH GOLDSMITH v. FREDERICK BAER GOLDSMITH, ESQ., Individually and Under Color of State Law, MON VIEW HOLDINGS LLC, GOLDSMITH AND OGRODOWSKI, LLC., MALCOM GOLDSMITH, Individually, and Under Color of State Law, MILDRED BAER GOLDSMITH PALLEY, OLIVER K. PALLEY, FAWN MOORE CAMPBELL, SYDNEY B. MOORE ESTATE SALES LLC, OFFICER BRIAN MARKUS, Individually, and in his Official Capacity, CITY OF PITTSBURGH, DEPARTMENT OF PUBLIC SAFETY, As Municipal Defendant, No. 2:20-cv-450, filed in the United States District Court for the Western District of Pennsylvania.

Civil Rights: False Arrest/Imprisonment

Year of Claim: 2016

10/2020: ORDER of Court Staying and Administratively closing matter until he properly effected service of all named defendants on/before 12/1/20. Court may dismiss matter at any time if Plaintiff fails to properly comply with this order.



# POLICE BUREAU LITIGATIONS

## JANUARY 1 – DECEMBER 31, 2024

### Annual Statistical Report

2024

JOHN DOE, an adult individual seeking to proceed anonymously v. CITY OF PITTSBURGH, WENDELL HISSRICH, individually and in his official capacity as Director of Public Safety for the City of Pittsburgh; SCOTT SCHUBERT, individually and in his official capacity as Chief of the Pittsburgh Bureau of Police; STEPHEN VINANSKY, Commander of Zone 5 of the Pittsburgh Bureau of Police, in his professional capacity and individually; JASON LANDO, Commander of Narcotics and Vice for the Pittsburgh Bureau of Police, in his professional capacity and individually; JOHN DOE, Tactical Commander, in his professional capacity and individual capacity, No. 2:21-cv-00111, filed in the United States District Court for the Western District of Pennsylvania.  
Civil Rights: Excessive Force  
Year of Claim: 2020

OLUFUNMILAYO TAIWO v. CITY OF PITTSBURGH and BRENDAN J. ORRIS, No. GD 21-001466, filed in the Court of Common Pleas of Allegheny County.  
Tort/Personal Injury: Motor vehicle accident with police vehicle  
Year of Claim: 2020

MEGAN GESLER v. CITY OF PITTSBURGH and NATHANIEL J. ROPPELT, No. GD 21-004340, filed in the Court of Common Pleas of Allegheny County.  
Tort/Personal Injury: Motor vehicle accident with police vehicle  
Year of Claim: 2019

RAYMOND FRANKLIN v. OFFICER NEYIB VELAZQUEZ, and CITY OF PITTSBURGH, No. GD 21-005896, filed in the Court of Common Pleas of Allegheny County.  
Tort/Personal Injury: Motor vehicle accident with police vehicle  
Year of Claim: 2019

MARSHA SIMONDS, an individual; and MATTHEW SIMONDS, an individual v. CHRISTINE BOYER, an individual; and JAMES J. HANLEY, JR., an individual; and ADAM THIMONS, an individual; and FRANCESCO ROSATO, an individual; and ELIZABETH MERKEL, an individual; and DONALD PASQUERELLI, an individual and CITY OF PITTSBURGH, a municipal corporation; and COUNTY OF ALLEGHENY, a municipal corporation, No. 2:21-cv-00841, filed in the United States District Court for the Western District of Pennsylvania.  
Civil Rights: Excessive Force/False Arrest  
Year of Claim: 2019

# POLICE BUREAU LITIGATIONS

## JANUARY 1 – DECEMBER 31, 2024

### Annual Statistical Report

2024

CHRISTINA CHERWINKO, an individual and STEPHEN CHERWINKO, an individual v. THE CITY OF PITTSBURGH; THE CITY OF PITTSBURGH POLICE; THE CITY OF PITTSBURGH DEPARTMENT OF PUBLIC SAFETY; and OFFICER KEVIN McARDLE, No. GD 21-014601, filed in the Court of Common Pleas of Allegheny County.  
Tort/Personal Injury: Motor vehicle accident with police vehicle  
Year of Claim: 2019

DANIEL CARNEVALE v. JENNIFER DIGIOVANNI, SCOTT EVANS, JR. SMITH, and UNITED STATES OF AMERICA, No. 2:22-cv-341, filed in the United States District Court for the Western District of Pennsylvania.  
Civil Rights: False Arrest/Imprisonment  
Year of Claim: 1993

CORINNA SCHEFFER v. MICHAEL LAFFERTY, No. AR 22-001350, filed in the Court of Common Pleas of Allegheny County, Arbitration Division  
Miscellaneous: Failure to return personal photos  
Year of Claim: 2022

ALEXANDER HORELL, an individual; GORDON D. BROWN, an individual; HATEM M. HASSAN, an individual v. THE CITY OF PITTSBURGH POLICE DEPARTMENT; POLICE OFFICER SEAN STUMPF; SGT. PHIL LERZA; POLICE OFFICER RYAN MCDONALD; POLICE OFFICER AARON CONNER; POLICE OFFICER SHANE KOVACH; DETECTIVE MICHAEL MARES; LT. PHILIP P. MERCURIO, JR.; WENDELL HISSRICH, DIRECTOR OF THE CITY OF PITTSBURGH DEPT. OF PUBLIC SAFETY; SCOTT SCHUBERT, CHIEF OF THE CITY OF PITTSBURGH BUREAU OF POLICE, No. 2:22-cv-787, filed in the United States District of Pennsylvania  
Civil Rights: Excessive Force  
Year of Claim: 2020

PG PUBLISHING COMPANY, INC. V. EDWARD GAINES, IN HIS OFFICIAL CAPACITY AS MAYOR OF THE CITY OF PITTSBURGH; THE CITY OF PITTSBURGH – BUREAU OF POLICE; THOMAS STANGRECK, IN HIS OFFICIAL CAPACITY AS THE ACTING CITY OF PITTSBURGH CHIEF OF POLICE; AND LEE SCHMIDT, IN HIS OFFICIAL CAPACITY AS DIRECTOR OF PUBLIC SAFETY FOR THE CITY OF

# POLICE BUREAU LITIGATIONS

## JANUARY 1 – DECEMBER 31, 2024

### Annual Statistical Report

2024

PITTSBURGH, No. GD 23-002382, filed in the Court of Common Pleas of Allegheny County.

Other Civil Litigation: Complaint in Equity for Writ of Mandamus alleging neglect of duty for failure to help with striking protestors on PG property.

Year of Claim: 2023

JOSEPH D. EARLY, Individually v. PITTSBURGH BUREAU OF POLICE, THE CITY OF PITTSBURGH, FERRA'S AUTOMOTIVE SERVICES, INC., No. 2:23-cv-00417, filed in the United States District Court for the Western District of Pennsylvania.

Civil Rights: Illegal Tow

Year of Claim: 2022

MICHAEL J. PENDLETON v. ALLEGHENY COUNTY MEDICAL EXAMINER'S KARL E. WILLIAMS; ALLEGHENY COUNTY DEPARTMENT OF COURT RECORDS; PITTSBURGH BUREAU RECORD STATION, No. GD 23-002981, filed in the Court of Common Pleas of Allegheny County.

Other Civil Litigation: Withholding of Records

Year of Claim: 2022

JOANNA OBUZOR v. JESSE CLAYTON, Police Officer; ROSS KENNEDY, Police Officer; JOHN DOE 1, Correctional Officer; JANE DOE 2, Correctional Officer; ORLANDO HARPER, Warden of Allegheny County Jail; JASON BEASOM, Deputy Warden; CITY OF PITTSBURGH, No. 2:23-cv-1488, filed in the United States District Court for the Western District of Pennsylvania.

Civil Rights: Excessive Force, False Arrest/Imprisonment

Year of Claim: 2021

COLBY NEIDIG v. CITY OF PITTSBURGH d/b/a PITTSBURGH POLICE DEPARTMENT, COMMANDER CHRISTOPHER WAGLAND, COMMANDER SHAWN MALLOY, SGT. TIMOTHY NOVOSEL, DETECTIVE REGINALD EILAND, CHIEF SCOTT SCHUBERT, DEPUTY CHIEF THOMAS STANGRECKI, ASST. CHIEF LINDA ROSATO-BARONE, COMMANDER STEPHEN VINANSKY and PUBLIC SAFETY DIRECTOR LEE SCHMIDT, No. GD 23-011957, filed in the Court of Common Pleas of Allegheny County.

Other Civil Litigation: Unknown Cause of Action

Year of Claim: Unknown

# POLICE BUREAU LITIGATIONS

## JANUARY 1 – DECEMBER 31, 2024

### Annual Statistical Report

2024

TYLER SHERRELL v. CITY OF PITTSBURGH, BRENDAN NEE, DAVID O'NEILL and SCOTT SCHUBERT, No. GD 23-012032, filed in the Court of Common Pleas of Allegheny County.  
Other Civil Litigation: Unknown Cause of Action  
Year of Claim: Unknown

MATTHEW HINDMAN, ANGIE HINDMAN and BRIANNA HOLLAND INDIVIDUALLY v. CITY OF PITTSBURGH, PENNSYLVANIA; PITTSBURGH BUREAU OF POLICE; Pittsburgh Police Officer MICHELLE MCHENRY, Individually; Pittsburgh Police Officer JOHN DOE; Pittsburgh Police Commander JANE DOE, Individually, No. 2:23-cv-01873, filed in the United States District Court for the Western District of Pennsylvania.  
Civil Rights: False Arrest/Imprisonment  
Year of Claim: 2021

WILLIAM PARKER v. EDWARD C. GAINES, CITY OF PITTSBURGH, BETHANY HALLAM, OFFICER MICHAEL GAY, OFFICER LARRY SCIROTTO, OFFICER KERRY FORD, OFFICER FERRILLI, No. 2:23-cv-2102, filed in the United States District Court for the Western District of Pennsylvania.  
Civil Rights: Excessive Force, False Arrest/Imprisonment, Retaliation

MARYA A. PENDRO-THOMSON, an individual v. PNC BANK, NATIONAL ASSOCIATION; THE CITY OF PITTSBURGH BUREAU OF POLICE; DETECTIVE DOUGLAS BUTLER; POLICE OFFICER TIMOTHY BATEMAN, No. GD 23-12655, filed in the Court of Common Pleas of Allegheny County.  
Civil Rights: False Arrest/Imprisonment, Malicious Prosecution  
Year of Claim: 2022

JASON WEAVER v. DUSTIN BROZELL, in his individual capacity, ANTHONY DILLEY, in his individually capacity, NICHOLAS GADOLA, in his individual capacity, RYAN TRANTER, in his individual capacity, MAXFIELD HOLZ, in his individual capacity, CITY OF PITTSBURGH, a municipal corporation, No. 24-3141 on Appeal to the United States Court of Appeals for the 3<sup>rd</sup> Circuit from (2:23-cv-02116 in the USDC for the Western District of Pennsylvania).  
Civil Rights: Excessive Force, Assault, False Arrest  
Year of Claim: 2021

# POLICE BUREAU LITIGATIONS

## JANUARY 1 – DECEMBER 31, 2024

### Annual Statistical Report

2024

JESSICA KIRBY v. UNIVERSITY OF PITTSBURGH MEDICAL CENTER; DONALD YEALY, MEDICAL DIRECTOR  
UNIVERSITY OF PITTSBURGH MEDICAL CENTER; AMBER FLICK, PITTSBURGH POLICE DEPARTMENT OFFICER;  
CANDACE FRASER, PHYSICIAN UNIVERSITY OF  
PITTSBURGH MEDICAL CENTER; SHANIQUE C. BAILEY,  
PHYSICIAN UNIVERSITY OF PITTSBURGH MEDICAL  
CENTER, No. 2:24-cv-00105, filed in the United States District Court for the Western District of Pennsylvania.  
Civil Rights: Excessive Force  
Year of Claim: 2023

MICHAEL D. WINSTON v. CITY OF PITTSBURGH, AND JOHN DOE, OR IN THE ALTERNATIVE, JANE DOE, No. GD 24-001387, filed in the Court of Common Pleas of Allegheny County.  
Tort/Personal Injury: Alleged injuries from near collision with police vehicle  
Year of Claim: 2022

ALI MASOUD v. ERICA STANDEAST; POINT PARK  
UNIVERSITY; CITY OF PITTSBURGH; PITTSBURGH BUREAU  
OF POLICE; BRYANA A. SELLERS; ALLEGHENY COUNTY;  
ALLEGHENY COUNTY DISTRICT ATTORNEYS OFFICE;  
EDWARD H. SCHEID; and STEPHEN A. ZAPPALA, JR., No. GD 24-002830 filed in the Court of Common Pleas of Allegheny County.  
Unknown cause of Action: Praecipe for Writ of Summons only filed.  
Year of Claim: Unknown

COLLEEN JUMBA BAKER, BRITTANY MERCER, MATTHEW O'BRIEN, JONATHAN SHARP, MATTHEW ZUCCHER,  
CHRISTOPHER SEDLAK, and DEVLYN VALENCIC KELLER v.  
CITY OF PITTSBURGH, LARRY SCIROTTO, LEE SCHMIDT and  
MATTHEW LACKNER, No. 2:24-cv-00461 filed in the United States District Court for the Western District of Pennsylvania.  
Civil Rights: Alleged illegal wiretapping/surveillance and failure to supervise/train.  
Year of Claim: 2023

RYAN DARIO MENDOZA v. THE DOUBLE TREE BY HILTON,  
MANAGER JOHN DOE, DIRECTOR OF GUEST JANE DOE,  
HOUSE KEEPING JOHN DOE, YOUSSEF ALMUSAWI, JOSE

# POLICE BUREAU LITIGATIONS

## JANUARY 1 – DECEMBER 31, 2024

### Annual Statistical Report

2024

CERON, No. 2:23-cv-1997 filed in the United States District Court for the Western District of Pennsylvania.

Civil Rights: Illegal search

Year of Claim: 2021

ABDUL HAKEEM SAALIH v. PITTSBURGH POLICE,  
ALLEGHENY COUNTY DA'S OFFICE, PITTSBURGH POLICE  
REVIEW BOARD, L'ASILO DAYCARE, CITIZEN POLICE  
REVIEW BOARD, KATHERINE SMITH, CARMELA PUCA,  
CHRIS AVETTA, No. 2:24-cv-00626 filed in the United States

District Court for the Western District of Pennsylvania.

Civil Rights: False Arrest/Malicious Prosecution

Year of Claim: 2023

ANTHONY TOWNSEND v. CITY OF PITTSBURGH, POLICE  
OFFICER ANTHONY M. HARROP official also individual  
capacity: DETECTIVE DEVON K. NIXON #300599 official also  
individual capacity: DETECTIVE GEORGE SATLER official also  
individual capacity: DETECTIVE RYAN DELVECCHIO official  
also individual capacity, No. 2:24-cv-1004 filed in the United

States District Court for the Western District of Pennsylvania.

Civil Rights: False Arrest

Year of Claim: 2020

CHRISTOPHER THOMAS v. MATTHEW P. MOON and  
PITTSBURGH BUREAU OF POLICE, No. GD24-007894 filed in

the Court of Common Pleas of Allegheny County.

Civil Rights: Malicious Prosecution

Year of Claim: Unknown

NICHOLAS WEIR v. CITY OF PITTSBURGH – BUREAU OF  
POLICE and LARRY SCIROTTO, in his Official Capacity as the

City of Pittsburgh Chief of Police, No. GD 24-008984 filed in the

Court of Common Pleas of Allegheny County.

Other Civil Rights: Neglect of Duty

Year of Claim: 2022

THE ESTATE OF BRIAN EDWARD FISHER, deceased, by and  
through the ADMINISTRATRIX OF THE ESTATE JAMIE FISHER,  
v. CITY OF PITTSBURGH: PITTSBURGH BUREAU OF  
POLICE; ROBINSON TOWNSHIP; ROBINSON TOWNSHIP  
POLICE DEPARTMENT; POLICE OFFICER JORDAN PRICE;  
and POLICE OFFICER JOSEPH TOMKO, No. 2:24-cv-01234

# POLICE BUREAU LITIGATIONS

## JANUARY 1 – DECEMBER 31, 2024

### Annual Statistical Report

2024

filed in the United States District Court for the Western District of Pennsylvania.

Civil Rights: Excessive Force, Wrongful Death, Assault & Battery, Failure to train.

Year of Claim: 2022

MICHAEL NAHAS, Individually and as Administrator of the ESTATE of FAYE MCCOY, Decedent, and on behalf of the Estate's sole beneficiary, DSP Jr., Ms. McCoy's minor child v. CITY OF PITTSBURGH, a Municipal Corporation, OFFICER ZACARIAH NORMAN, individually and in his official capacity, OFFICER EMILY SHIELDS, individually and in her official capacity, OFFICER MICHAEL SOKOLOWSKI, individually and in his official capacity, ARTHUR JEFFREY, INC. aka ART'S TAVERN a business entity, JANE DOE, an individual, and JOHN DOE, an individual, No. 2:24-cv-01252 filed in the United States District Court for the Western District of Pennsylvania.

Civil Rights: Alleged Wrongful Death, Negligence, Neglect of Duty

Year of Claim: 2024

ANTHONY TOWNSEND v. STEPHEN BEERS as public servant ID#303572 both official capacity and also individual capacity, OFFICER GREY as public servant both official capacity also individual capacity, OFFICER NAGY as public servant both official capacity also individual capacity, CITY OF PITTSBURGH both official capacity also individual capacity, No. 2:24-cv-01107 filed in the United States District Court for the Western District of Pennsylvania.

Civil Rights: Excessive force, Illegal Search, False Arrest

Year of Claim: 2024

G.G. v. CITY OF PITTSBURGH, CHRISTOPHER VISSICHELLI,

No. GD 24-013694, filed in the Court of Common Pleas of Allegheny County.

Unknown Claim – Praecipe for Writ of Summons Only filed.

Year of Claim: 2024



# SELECTION AND HIRING STANDARDS

## Annual Statistical Report

2024

### 1.0 PURPOSE

1.1 The officer selection and hiring process is designed to ensure that the agency has an efficient, effective, and fair selection process that results in the appointment of those individuals who best possess the skills, knowledge, and abilities necessary for the effective delivery of law enforcement services to the community.

### 2.0 POLICY

2.1 It is the policy of the department for all personnel to adhere to the guidelines of this general order.

### 3.0 SELECTION AND HIRING STANDARDS FOR SWORN OFFICERS

3.1 The City of Pittsburgh recruitment and selection procedures are designed to finding and appointing qualified individuals to serve the Pittsburgh Bureau of Police while adhering to the guidelines of applicable law; i.e.:

- 3.1.1 Equal Employment Opportunity Commission (EEOC)
- 3.1.2 Title VII - Civil Rights Act of 1964
- 3.1.3 Age Discrimination Act of 1967
- 3.1.4 Pennsylvania Human Relations Act, as amended
- 3.1.5 Americans with Disabilities Act (ADA)
- 3.1.6 City of Pittsburgh Civil Service Statutes and Rules
- 3.1.7 MPOETC Guide to the Hiring of Police Officers.

#### 3.2 Applications

3.2.1 The online Application Portal ([www.pghjobs.net](http://www.pghjobs.net)), during the application period, is where the applicant will manage and apply for the official position announcement to the City of Pittsburgh Human Resources and Civil Service ("HR&CS").

#### 3.3 General Application Requirements

- 3.3.1 Completed online City of Pittsburgh Application for the position of police officer.
- 3.3.2 At least 20 years of age at the time of filing the application.
- 3.3.3 A United States citizen.

# SELECTION AND HIRING STANDARDS

## Annual Statistical Report

2024

3.3.3 A United States citizen.

3.3.4 Applicants must become residents of an area within a 25-mile air radius of the City-County Building (401 Grant Street, Pittsburgh, Pennsylvania 15219) before employment and remain a resident within the 25-mile air radius throughout employment.

3.3.5 A current, valid Pennsylvania Motor Vehicle Operator's License (Class C-regular) or a current valid driver's license from another state or the U.S. Armed Forces. Licenses must be presented at the time of filing the application or prior to appointment. PA driver's license must be obtained prior to appointment and maintained throughout employment.

3.3.6 A High School Diploma or GED.

3.3.7 Veteran's Preference documentation, if applicable, must be submitted at the time of filing application or not later than the Oral Examination date.

3.3.8 Applicants must be able to read at no less than the ninth-grade level, as established through the administration of the Nelson-Denny Reading Test.

3.3.9 Applicants must be able to achieve a score in the 30th percentile or higher for the person's age and gender for physical fitness as defined by the Municipal Police Officers' Education and Training Commission.

### 3.4 Civil Service Examinations

3.4.1 An applicant must take and pass each of the Civil Service examination portions to attain a total examination score and be placed onto the eligibility list.

#### 3.4.1.1. Written examination

3.4.1.1.2 If an applicant meets the above general application requirements, he/ she will be sent a letter of admission for the written examination.

3.4.1.1.3 Applicants must pass the written examination to have their name placed on the Civil Service Eligibility list and to be scheduled for the oral examination.

# SELECTION AND HIRING STANDARDS

## Annual Statistical Report

2024

### 3.9 Conditional Offers of Employment

3.9.1 Successful applicants will be given a conditional offer of employment dependent upon the following:

3.9.1.1 Successful completion of a medical examination, conducted in accordance with General Order #20-5, "Selection-Administrative Practices and Procedures", Section 4.0. Medical Examination Required.

3.9.1.2 Successful completion of a psychological suitability examination, conducted in accordance with General Order #20-5, "Selection-Administrative Practices and Procedures", Section 5.0, pursuant to Civil Service Rule III, Section 2.

### 3.10 Final Offers of Employment

3.10.1 Upon successful fulfillment of all conditional offer of employment elements, including residency, the applicant shall be given a final offer of employment.

Approved By:  Scott Schubert Chief of Police 2019

### Statement on Hiring and Recruitment Commitment

The Pittsburgh Bureau of Police is committed to hiring qualified police candidates that represent the diversity of our neighborhoods and residents. The PBP regularly attends recruiting events with Human Relations & Civil Service at community events, churches, colleges, and convention centers in Pittsburgh and in surrounding states. In addition, HR&CS has continuous recruitment cycles, consistent with civil services laws, to shorten the time frame between recruitment and hiring. The PBP has partnered with the Hill House and CCAC to support a tutoring program to help minority candidates prepare for success in the police testing and hiring process.

# OPERATIONS BRANCH ZONE SUMMARIES

## Annual Statistical Report

2024

Category	Zone 1	Zone 2	Zone 3
Commander	Commander Shawn Malloy	Commander Timothy Novosel	Commander Jeffrey Abraham
Street Address	1501 Brighton Rd.	2000 Centre Ave.	830 E. Warrington Ave.
Phone Number	412-323-7201	412-255-2827	412-488-8326
Population	38,270	33,639	47,530
Communities Served	<i>Allegheny Center  Allegheny West  Brighton Heights  California-Kirkbride  Central North Side  Chateau  East Allegheny  Fineview  Manchester  Marshall-Shadeland  Northview Heights  North Shore  Perry North  Perry South  Spring Garden  Spring Hill-City View  Summer Hill  Troy Hill</i>	<i>Bedford Dwellings  Bluff  Central Business District  Central Lawrenceville  Crawford Roberts  Lower Lawrenceville  Middle Hill  Polish Hill  Strip District  Terrace Village  Upper Hill  Upper Lawrenceville</i>	<i>Allentown  Arlington  Arlington Heights  Beltzhoover  Bonair  Carrick  Duquesne Heights  Knoxville  Mount Oliver (city)  Mount Washington  Overbrook  Saint Clair  South Shore  South Side Flats  South Side Slopes</i>
Square Miles Covered	8.9	5.0	8.5
Sworn Personnel Assigned	72	89	72
Calls for Service	27,003	37,421	31,026
Park & Walks & Neighborhood Patrols	217	789	137
Traffic Stops	637	906	1,281
Field Contacts	440	627	503
Arrests	1,262	2,348	1,382

# OPERATIONS BRANCH ZONE SUMMARIES

## Annual Statistical Report

2024

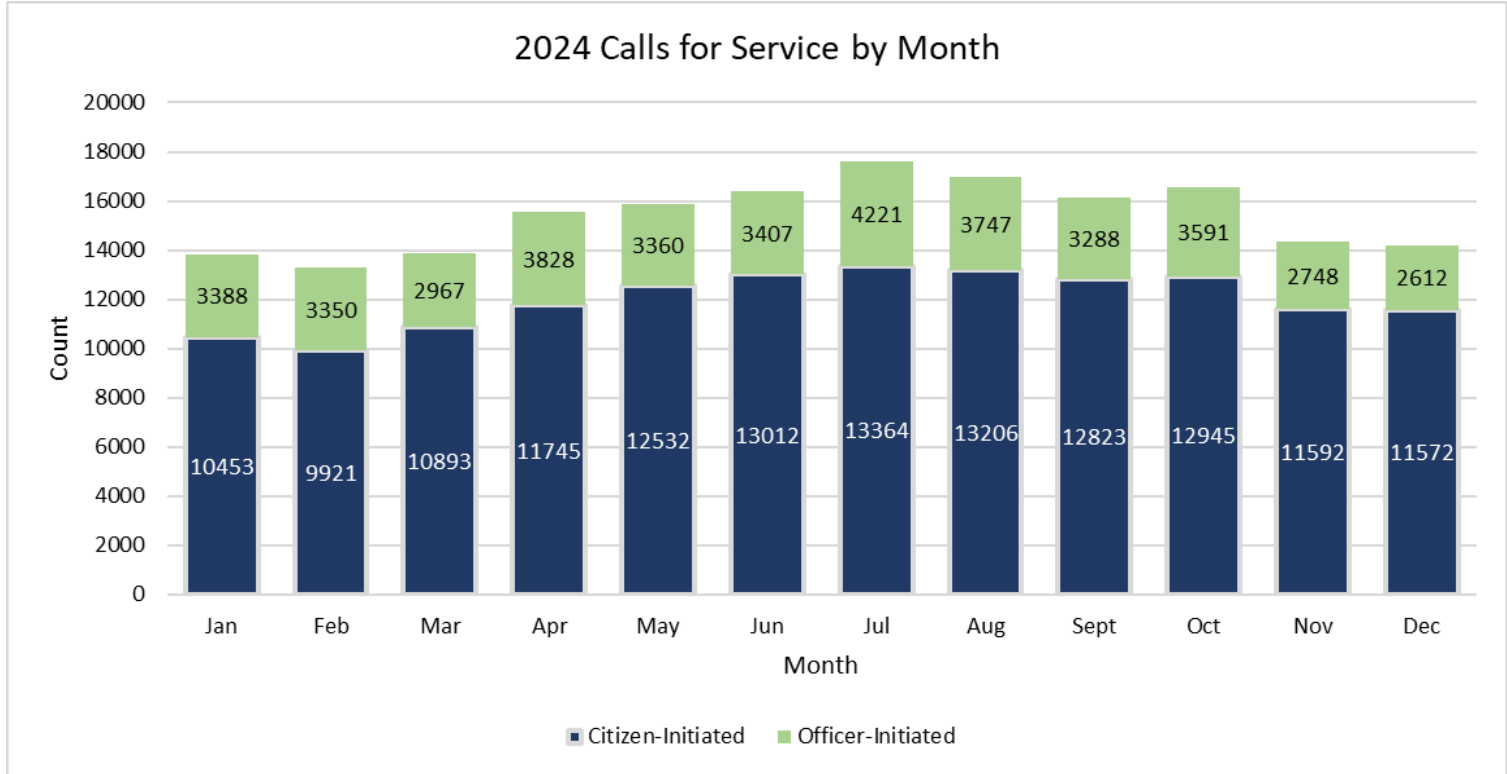
Category	Zone 4	Zone 5	Zone 6
Commander	Commander Stephen Vinansky	Commander Lawrence Mercurio	Commander Ray Rippole
Street Address	5858 Northumberland St	1401 Washington Blvd.	312 S. Main St.
Phone Number	412-422-6520	412-665-3605	412-937-3051
Population	90,750	47,964	44,818
Communities Served	<i>Central Oakland Glen Hazel Greenfield Hays Hazelwood Lincoln Place New Homestead North Oakland Point Breeze Point Breeze North Regent Square Shadyside South Oakland Squirrel Hill North Squirrel Hill South Swisshelm Park West Oakland</i>	<i>Bloomfield East Hills East Liberty Friendship Garfield Highland Park Homewood North Homewood South Homewood West Larimer Lincoln-Leminton-Belmar Morningside Stanton Heights</i>	<i>Banksville Beechview Brookline Chartiers City Crafton Heights East Carnegie Elliott Esplen Fairywood Oakwood Ridgemont Sheraden West End Westwood Windgap</i>
Square Miles Covered	14.6	7.9	10.5
Sworn Personnel Assigned	81	72	67
Calls for Service	25,184	25,193	17,146
Park & Walks & Neighborhood Patrols	319	743	109
Traffic Stops	701	781	544
Field Contacts	171	291	125
Arrests	776	1,085	607

# 911 CALLS FOR SERVICE

## Annual Statistical Report

2024

In 2024, citizens and officers initiated **184,565 Calls for Service**. Calls are counted by Police Operational Zones and the Central Records & Reporting Unit (CRRU), which handles reports not requiring officer presence on-site.



## 2024 Citizen-Initiated and Officer-Initiated Calls by Zone

Police Zone	Citizen-Initiated	Officer-Initiated	Total Call Volume
Zone 1	20,628	6,375	27,003
Zone2	26,030	11,391	37,421
Zone3	23,627	7,399	31,026
Zone 4	19,668	5,516	25,184
Zone 5	19,382	5,811	25,193
Zone 6	13,145	4,001	17,146
CRRU	21,578	14	21,592
Total	144,058	40,507	184,565

# 911 CALLS FOR SERVICE

## Annual Statistical Report

2024

The charts below reflect the 25 most frequent Citizen-Initiated (911) and Officer-Initiated Calls for Service by call type as designated by Allegheny County Emergency Operations Center Dispatchers.

### Citizen-Initiated Calls

Call Type	Count
Welfare Check	10617
Domestic	9465
Burglar Alarm	9220
Other	9132
Parking Complaint	8652
Suspicious Activity	5341
Theft	4769
Hit and Run	4409
Disorderly Person	4095
Trespass	3899
Disturbance/Dispute	3600
Youth/Juvenile Related	3526
Traffic Incident/Complaint	2884
Property Report	2862
Harassment	2764
Ordinance Complaint	2721
Vehicle Theft	2716
Verbal Threats	2427
Burglary	2396
Theft from Vehicle	2297
Threatened/Seen Weapon	2273
Assault	2255
Shoplifter	2192
Crash-No Injury	2146
Fraud	2064

### Officer-Initiated Calls

Call Type	Count
Police-Public Service Detail	6878
Traffic Stop	5508
PFA Service/Violation	4818
Subject Stop	2622
Welfare Check	2467
Police-Detail	2438
Park & Walk	2312
Parking Complaint	1519
Suspicious Activity	914
Other	887
Police-Warrant Service	759
Mayor-311 Complaint	622
Property Report	555
Vehicle-Disabled	551
Theft	539
Youth/Juvenile Related	489
TOW Request	440
Police-Follow Up	377
Police Traffic Post	355
Harassment	338
Fraud	319
Traffic Incident/Complaint	293
Disorderly Person	266
CRASHN	264
Fight	256



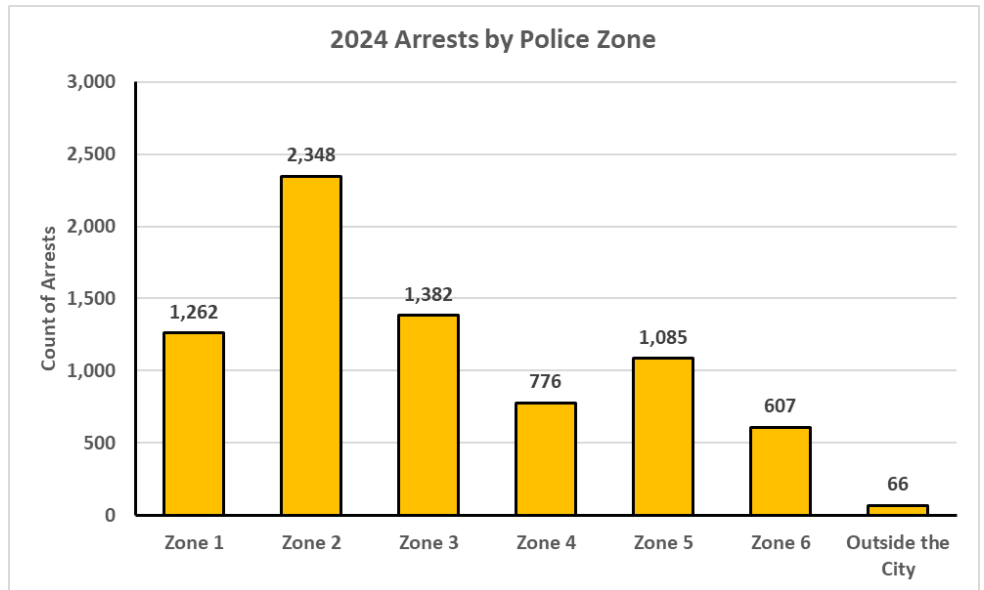
# ARRESTS

## Annual Statistical Report

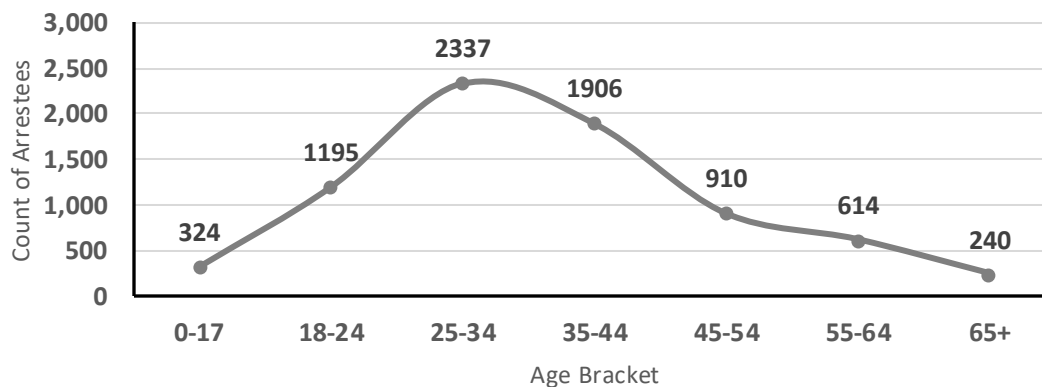
2024

In 2024, 66 arrests occurred outside of city limits, contributing to a total of **7,526 arrests** processed by Pittsburgh Bureau of Police.

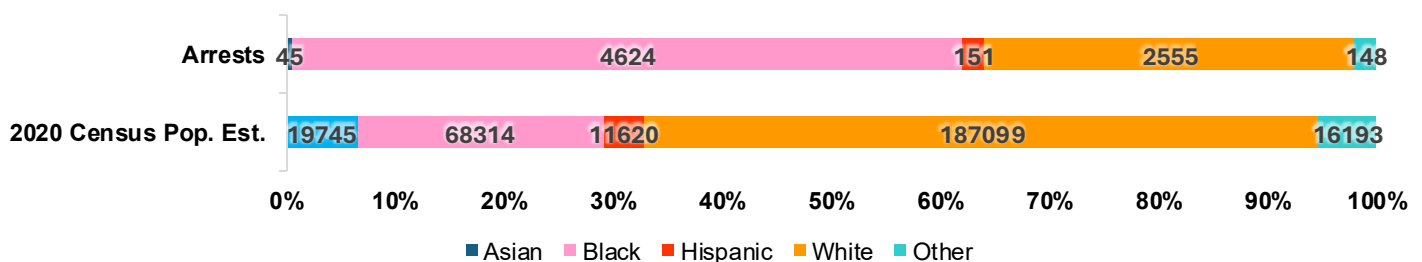
Zone	Arrest Count
Zone 1	1,262
Zone 2	2,348
Zone 3	1,382
Zone 4	776
Zone 5	1,085
Zone 6	607
OSC	66
<b>Total</b>	<b>7,526</b>



### Distribution of 2024 Arrestees With Known Age



### Estimated Population Demographics vs. 2024 Arrest Demographics



# ARRESTS

## Annual Statistical Report

2024

### 2024 Arrest Demographics by Race, Gender, and Age Group

Race/Gender/Age Group	0-17	18-24	25-34	35-44	45-54	55-64	65+	Unknown	Total
Asian Female	0	2	3	6	0	1	0	0	12
Asian Male	0	9	8	11	2	3	0	0	33
Asian Unknown	0	0	0	0	0	0	0	0	0
Black Female	68	223	411	267	106	91	26	0	1,192
Black Male	183	640	1,057	717	397	315	122	0	3,431
Black Unknown	0	0	0	0	1	0	0	0	1
Hispanic Female	0	13	5	8	1	1	0	0	28
Hispanic Male	4	26	48	29	12	2	2	0	123
Hispanic Unknown	0	0	0	0	0	0	0	0	0
White Female	16	75	308	277	97	48	32	0	853
White Male	29	177	455	549	289	147	56	0	1,702
White Unknown	0	0	0	0	0	0	0	0	0
Unspecified Female	5	10	8	13	2	1	1	0	40
Unspecified Male	12	20	33	29	3	5	1	0	103
Unspecified Unknown	7	0	1	0	0	0	0	0	8
<b>Total</b>	<b>324</b>	<b>1,195</b>	<b>2,337</b>	<b>1,906</b>	<b>910</b>	<b>614</b>	<b>240</b>	<b>0</b>	<b>7,526</b>

### 2024 Arrest Demographics by Race, Gender, and Police Zone

Race/Gender/Zone	Zone 1	Zone 2	Zone 3	Zone 4	Zone 5	Zone 6	OSC	Total
Asian Female	0	2	0	4	4	2	0	12
Asian Male	4	3	9	8	2	7	0	33
Asian Unknown	0	0	0	0	0	0	0	0
Black Female	176	364	182	126	255	79	10	1,192
Black Male	588	1,165	558	287	604	202	27	3,431
Black Unknown	0	0	0	0	1	0	0	1
Hispanic Female	1	13	0	2	5	7	0	28
Hispanic Male	15	28	31	11	16	22	0	123
Hispanic Unknown	0	0	0	0	0	0	0	0
White Female	146	236	189	117	71	86	8	853
White Male	312	485	384	200	114	187	20	1,702
White Unknown	0	0	0	0	0	0	0	0
Unspecified Female	6	10	4	8	7	4	1	40
Unspecified Male	11	42	21	12	6	11	0	103
Unspecified Unknown	3	0	4	1	0	0	0	8
<b>Total</b>	<b>1,262</b>	<b>2,348</b>	<b>1,382</b>	<b>776</b>	<b>1,085</b>	<b>607</b>	<b>66</b>	<b>7,526</b>

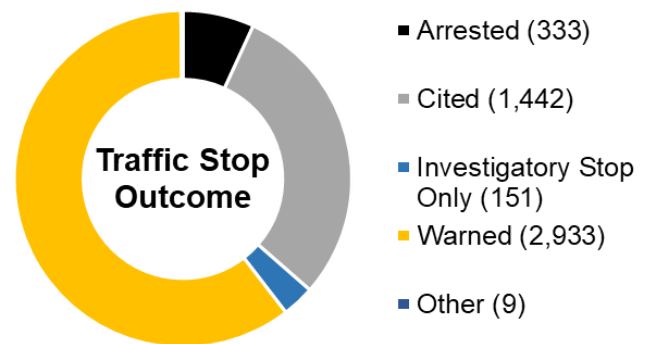
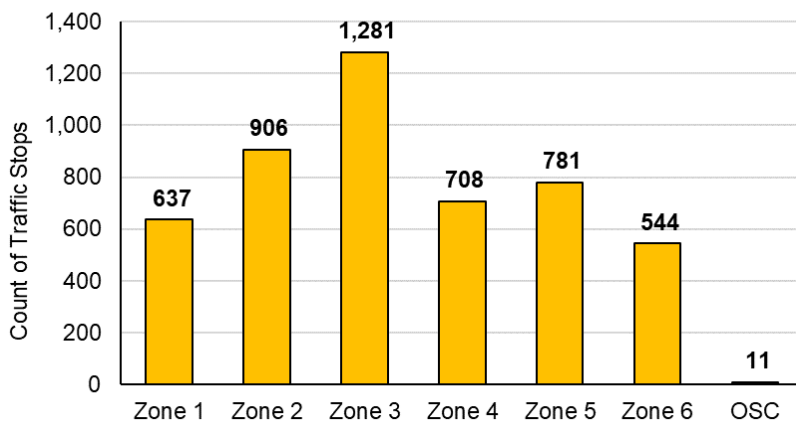
# TRAFFIC STOPS

## Annual Statistical Report

2024

In 2024, 11 traffic stops occurred outside of the city limits, contributing to a total of **4,868 stops** conducted by Pittsburgh Bureau of Police.

2024 Traffic Stops by Police Zone



2024 Traffic Stops by Race, Gender, and Stop Outcome

Race/Gender/Outcome	Arrested	Cited	Inv. Stop	Warned	Other	Total
Asian Female	1	9	0	32	0	42
Asian Male	0	25	1	59	0	85
Asian Unknown	0	0	0	0	0	0
Black Female	32	207	18	374	0	631
Black Male	243	535	61	981	4	1,824
Black Unknown	0	0	1	1	0	2
Hispanic Female	0	0	0	0	0	0
Hispanic Male	0	0	0	2	0	2
Hispanic Unknown	0	0	0	0	0	0
White Female	10	117	10	389	0	526
White Male	38	316	25	766	4	1,149
White Unknown	0	2	1	9	0	12
Unspecified Female	0	13	0	53	0	66
Unspecified Male	9	204	7	216	0	436
Unspecified Unknown	0	14	27	51	1	93
<b>Total</b>	<b>333</b>	<b>1,442</b>	<b>151</b>	<b>2,933</b>	<b>9</b>	<b>4,868</b>

# POLICE PURSUITS

## Annual Statistical Report

2024

In 2024, 22 police pursuits occurred within city limits involving the Pittsburgh Bureau of Police

Police Zone	Pursuit Count
Zone 1	4
Zone 2	3
Zone 3	6
Zone 4	2
Zone 5	5
Zone 6	2
OSC	0
<b>Total</b>	<b>22</b>



- Felony Criminal
- Misdemeanor Criminal
- Other Traffic
- Stolen or Suspected
- Summary Criminal



- Abandoned
- Discontinued
- Stopped by Collision
- Stopped Voluntarily
- Violator Vehicle Disabled

2024 Pursuits by Race, Gender, and Age Group

Race/Gender/Age Group	0-17	18-24	25-34	35-44	45-54	65+	Unknown	Total
Asian Female	0	0	0	0	0	0	0	0
Asian Male	0	0	0	0	0	0	0	0
Asian Unknown	0	0	0	0	0	0	0	0
Black Male	2	3	6	3	0	0	0	14
Black Female	0	0	0	0	0	0	0	0
Black Unknown	0	0	0	0	0	0	0	0
White Female	0	0	0	0	1	0	0	1
White Male	0	1	0	1	1	0	0	3
White Unknown	0	0	0	0	0	0	0	0
Unspecified Female	0	0	0	0	0	0	0	0
Unspecified Male	0	0	0	0	0	0	0	0
Unspecified Unknown	2	0	0	0	0	1	1	4
<b>Total</b>	<b>4</b>	<b>4</b>	<b>6</b>	<b>4</b>	<b>2</b>	<b>1</b>	<b>1</b>	<b>22</b>

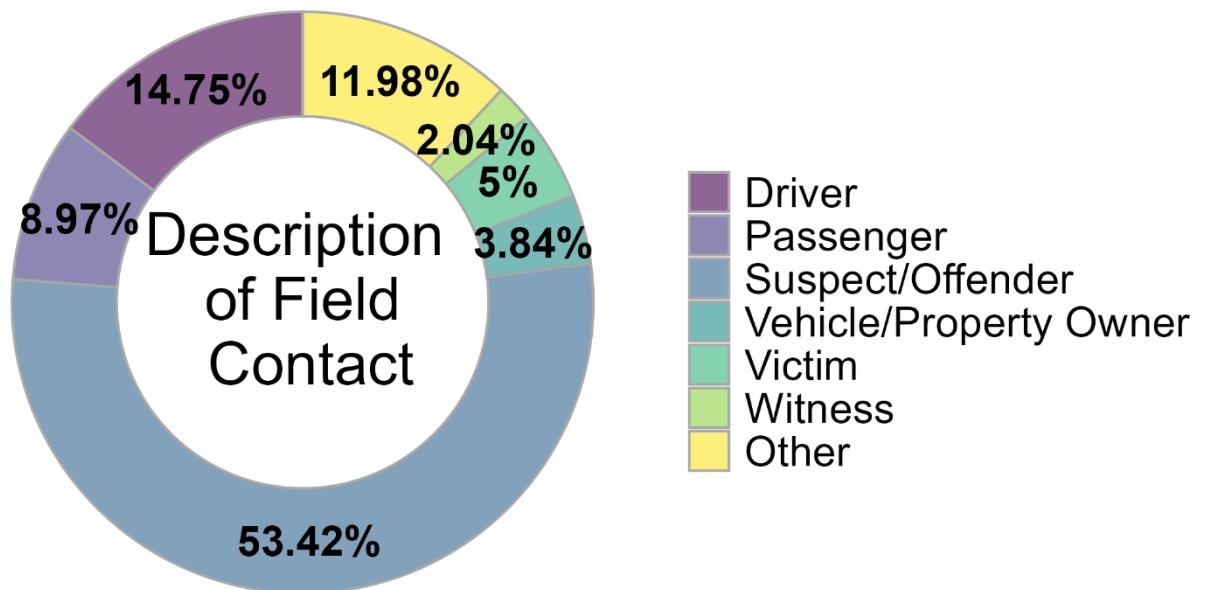
# FIELD CONTACTS/WARRANTLESS SEARCH AND SEIZURE

## Annual Statistical Report

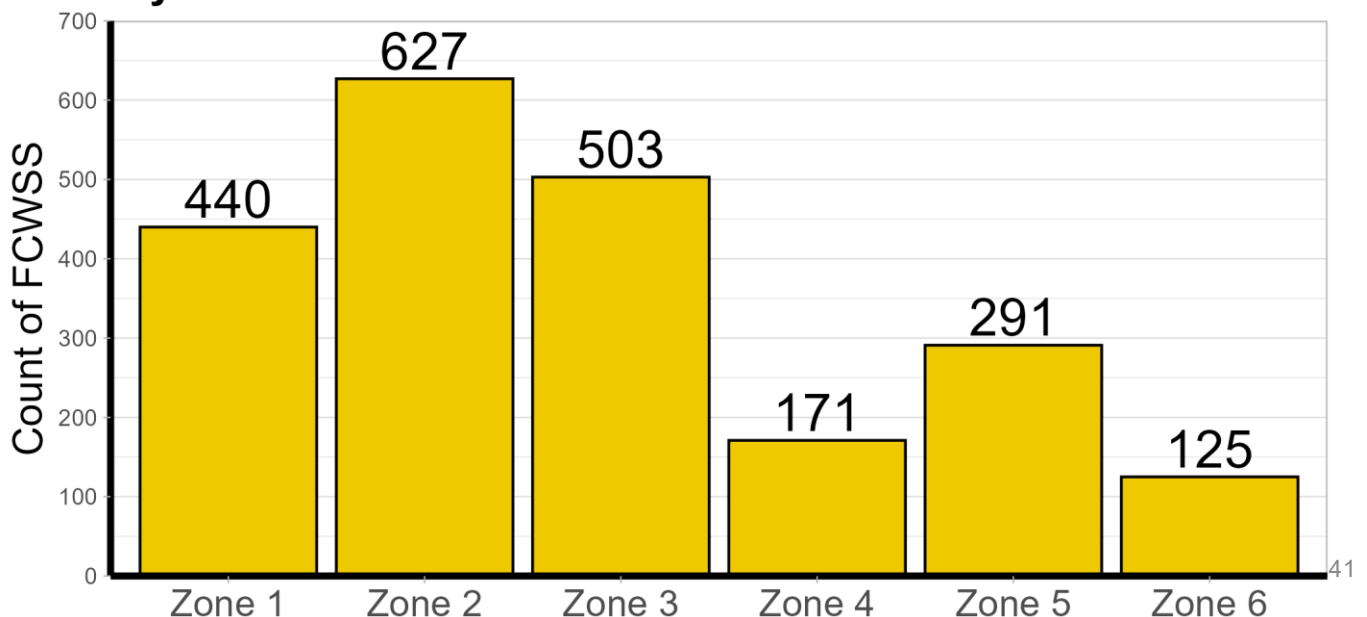
2024

In 2024, **5** field contact/warrantless search and seizures (FCWSS) occurred outside of city limits, contributing to a grand total of **2,162 FCWSS** made by the Pittsburgh Bureau of Police.

With the implementation of the new records management system, more information is gathered for FCWSS. Therefore, separate graphics for field contact descriptions are displayed below, each representing respective proportions before and after the switchover.



## 2024 Field Contacts/Warrantless Search by Police Zone



# FIELD CONTACTS/WARRANTLESS SEARCH AND SEIZURE

## Annual Statistical Report

2024

### 2024 Field Contacts/Warrantless Searches by Race, Gender, and Police Zone

Row Labels	CPD1	CPD2	CPD3	CPD4	CPD5	CPD6	CPDO	Total
Asian Female	0	0	0	0	0	0	0	0
Asian Male	3	0	1	2	0	2	0	8
Asian	0	0	0	0	0	0	0	0
Black Female	62	76	55	27	59	20	0	299
Black Male	220	341	316	69	182	47	4	1179
Black Unknown	1	1	0	0	0	0	0	2
Hispanic Female	0	2	0	1	0	1	0	4
Male	5	2	4	4	1	0	0	16
Hispanic Unknown	0	0	0	0	0	0	0	0
White Female	56	63	35	21	11	21	0	207
White Male	78	118	73	38	24	30	1	362
White Unknown	1	0	0	0	0	0	0	1
Unspecified Female	2	4	0	3	3	1	0	13
Unspecified Male	6	13	15	5	8	2	0	49
Unspecified Unknown	6	7	4	1	3	1	0	22
<b>Total</b>	<b>440</b>	<b>627</b>	<b>503</b>	<b>171</b>	<b>291</b>	<b>125</b>	<b>5</b>	<b>2162</b>

### 2024 Field Contacts/Warrantless Searches by Race, Gender, and Age

Row Labels	0-17	18-24	25-34	35-44	45-54	55-64	65+	Unknown	Total
Asian Female	0	0	0	0	0	0	0	0	0
Asian Male	2	1	0	2	2	1	0	0	8
Asian Unknown	0	0	0	0	0	0	0	0	0
Black Female	27	57	82	55	30	26	11	11	299
Black Male	114	280	323	193	97	106	34	32	1179
Black Unknown	0	0	1	0	0	1	0	0	2
Hispanic Female	0	0	2	2	0	0	0	0	4
Hispanic Male	0	5	4	1	1	3	1	1	16
Hispanic Unknown	0	0	0	0	0	0	0	0	0
White Female	4	29	55	70	18	13	7	11	207
White Male	7	60	76	114	52	27	13	13	362
White Unknown	1	0	0	0	0	0	0	0	1
Unspecified Female	1	2	5	1	3	1	0	0	13
Unspecified Male	1	15	8	8	3	2	3	9	49
Unspecified Unknown	0	0	0	2	0	0	1	19	22
<b>Total</b>	<b>157</b>	<b>449</b>	<b>556</b>	<b>448</b>	<b>206</b>	<b>180</b>	<b>70</b>	<b>96</b>	<b>2162</b>

# SUBJECT RESISTANCE / USE-OF-FORCE

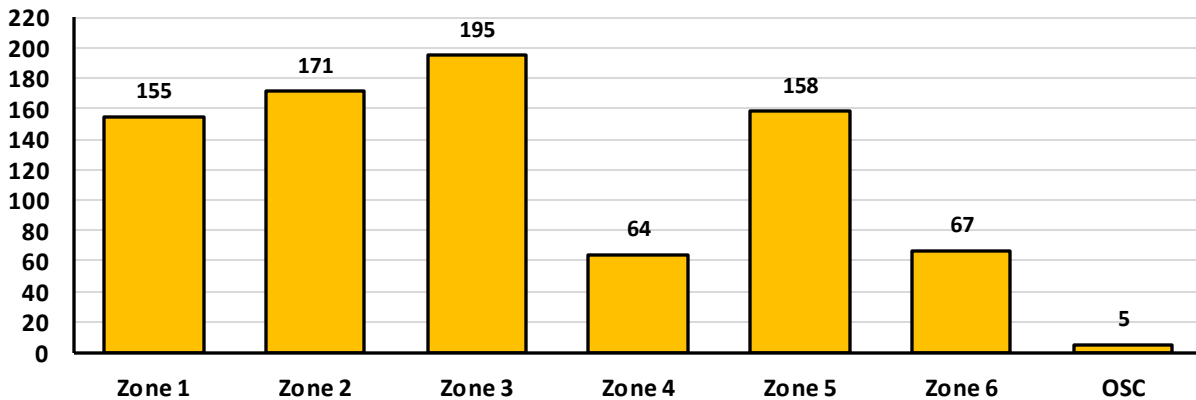
## Annual Statistical Report

2024

In 2024, Pittsburgh Bureau of Police officers employed force in **809 incidents** reported across **1,644 subject resistance reports** submitted by officers on-scene. These reports identified **1,387 individuals** subjected to use-of-force tactics by police.

**255 potential suspects were injured** or required medical attention. **115 officers reported injuries** during these incidents.

2024 Use of Force Incidents by Police Zone



2022 Use of Force Subjects by Race, Gender, and Police Zone

Race/Gender/Zone	Zone 1	Zone 2	Zone 3	Zone 4	Zone 5	Zone 6	OSC	Total
Asian Female	0	0	1	0	0	1	0	2
Asian Male	0	6	4	1	2	0	0	13
Asian Unknown	0	0	1	0	0	0	0	0
Black Female	38	40	67	20	57	15	0	237
Black Male	127	150	132	40	124	40	2	615
Black Unknown	0	0	0	0	1	0	0	1
Hispanic Female	0	1	1	0	0	2	0	4
Hispanic Male	1	2	5	1	2	3	0	14
Hispanic Unknown	0	0	0	0	0	0	0	
White Female	23	11	30	11	15	15	2	107
White Male	82	59	85	29	42	30	4	331
White Unknown	1	0	1	0	1	0	0	3
Unspecified Female	1	0	2	2	2	0	0	7
Unspecified Male	2	9	5	7	6	3	0	32
Unspecified Unknown	7	3	5	0	6	0	0	21
<b>Total</b>	<b>282</b>	<b>281</b>	<b>338</b>	<b>111</b>	<b>258</b>	<b>109</b>	<b>8</b>	<b>1,387</b>

# SUBJECT RESISTANCE / USE-OF-FORCE

## Annual Statistical Report

2024

### 2024 Subject Resistance/Use of Force by Race, Gender, and Incident Type

Race/Gender/Incident Type	Involuntary Commitment	On-View Arrest	Warrant Arrest	Other	Total
Asian Female	0	2	0	0	2
Asian Male	0	6	1	6	13
Asian Unknown	0	0	0	0	0
Black Female	10	92	6	129	237
Black Male	13	236	44	322	615
Black Unknown	0	0	0	1	1
Hispanic Female	0	2	1	1	4
Hispanic Male	0	8	0	6	14
Hispanic Unknown	0	0	0	0	0
White Female	18	39	7	43	107
White Male	20	140	25	146	331
White Unknown	0	2	0	1	3
Unspecified Female	0	4	0	3	7
Unspecified Male	1	18	2	11	32
Unspecified Unknown	0	12	1	8	21
<b>Total</b>	<b>62</b>	<b>561</b>	<b>87</b>	<b>677</b>	<b>1,387</b>

### 2024 Initial Use of Force Reason by Subject Race and Gender

Race/Gender/Reason	Defend Self	Defend Another	Subject Safety	Effect Arrest	Other	Total
Asian Female	0	0	0	1	0	1
Asian Male	4	3	5	10	3	25
Asian Unknown	0	0	0	0	0	0
Black Female	41	66	30	130	108	375
Black Male	175	121	50	405	209	960
Black Unknown	0	1	0	1	1	3
Hispanic Female	0	1	0	2	1	4
Hispanic Male	1	2	1	10	4	18
Hispanic Unknown	0	0	0	0	0	0
White Female	14	14	15	65	26	134
White Male	57	49	35	214	97	452
White Unknown	1	0	0	2	0	3
Unspecified Female	1	1	0	5	3	10
Unspecified Male	4	5	1	22	12	44
Unspecified Unknown	5	2	0	15	5	27
<b>Total</b>	<b>303</b>	<b>265</b>	<b>137</b>	<b>882</b>	<b>469</b>	<b>2,056</b>

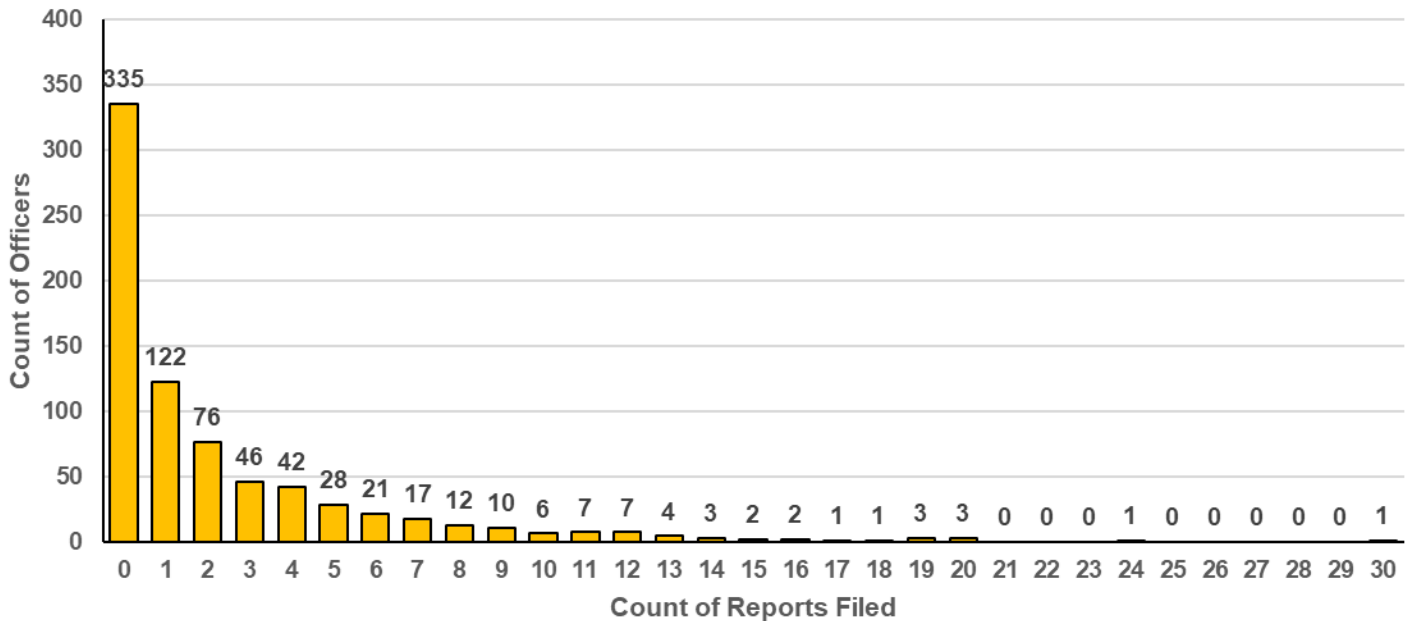


# SUBJECT RESISTANCE / USE-OF-FORCE

## Annual Statistical Report

2024

2024 Subject Resistance Reports Filed by Individual Officers



2024 Subject Resistance/Use of Force by Race, Gender, and Age Group

Race/Gender/Age Group	0-10	11-17	18-24	25-34	35-44	45-54	55-64	65+	Unknown	Total
Asian Female	0	0	0	0	0	0	0	0	0	0
Asian Male	0	0	0	0	0	0	0	0	1	1
Asian Unknown	0	0	0	0	0	0	0	0	0	0
Black Female	1	24	58	52	22	6	4	2	17	187
Black Male	0	74	129	143	73	29	21	5	24	498
Black Unknown	0	0	0	0	0	0	0	0	0	0
Hispanic Female	0	0	0	0	0	0	0	0	1	1
Hispanic Male	0	0	7	3	3	0	0	0	2	15
Hispanic Unknown	0	0	0	0	0	0	0	0	0	0
White Female	0	5	11	13	15	5	3	2	8	62
White Male	0	6	30	34	31	19	3	2	11	136
White Unknown	0	0	0	0	0	0	0	0	0	0
Unspecified Female	0	1	1	0	0	0	0	0	6	8
Unspecified Male	0	2	2	5	4	0	0	0	5	18
Unspecified Unknown	0	0	0	0	0	0	0	0	0	0
<b>Total</b>	<b>1</b>	<b>112</b>	<b>238</b>	<b>251</b>	<b>148</b>	<b>59</b>	<b>31</b>	<b>11</b>	<b>75</b>	<b>925</b>

# SUBJECT RESISTANCE / USE-OF-FORCE

## Annual Statistical Report

2024

**Use of Force Tiers** comprise of the following police actions ordered from lowest (Tier 1) to highest severity (Tier 5):

**Tier 5: Intended  
Discharge of  
Firearm**

**Tier 4: Neck Restraint |  
Impact Weapon | Police  
Canine | Taser**

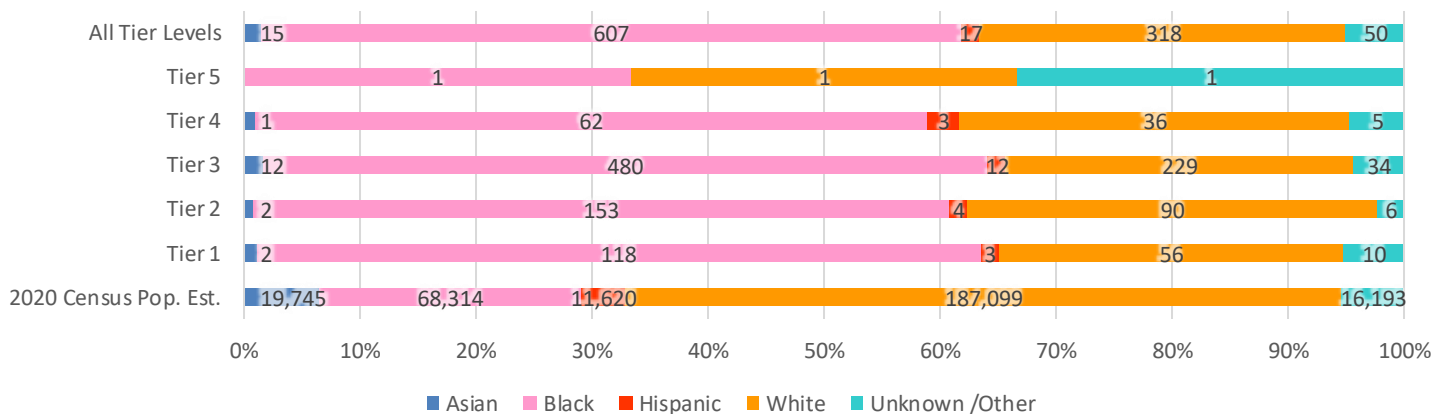
**Tier 3: OC Spray | Takedown | Max  
Restraint| Kick | Punch | Strike**

**Tier 2: ODET | Other | Forcible Handcuffing |  
Road Spikes**

**Tier 1: Officer Presence | Verbal Commands**

Officers can report multiple types of force within a single use of force report. Therefore, sums of the below counts exceed the total number of reports.

### Estimated Population Demographics Vs. 2024 Potential Suspect Demographics by Use of Force Tier Level

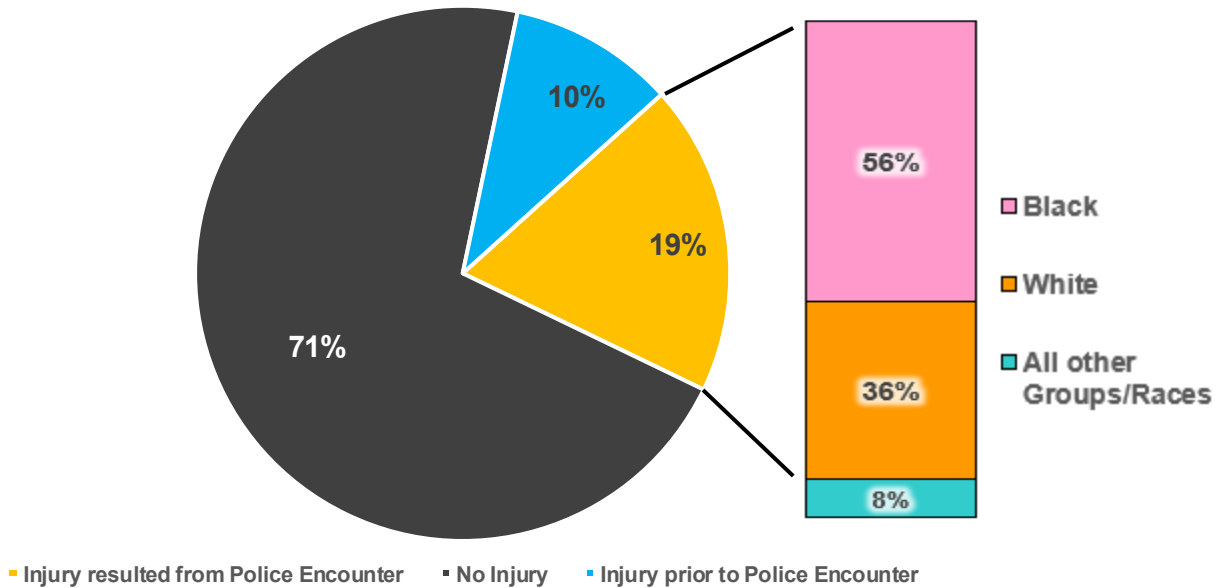


# SUBJECT RESISTANCE / USE-OF-FORCE

## Annual Statistical Report

2024

### Comparison of Injured vs. Uninjured Subjects in 2023 Use of Force Incidents



### 2024 Use of Force Subjects Level of Treatment Received for Injury by Race and Gender

Race/Gender	Hospital Treatment from Injury Resulting from Police Encounter	Hospital Treatment Resulting from Prior Injury	Self-Treatment	No Treatment Needed / No Injury	Total
Asian Female	0	0	1	1	2
Asian Male	1	0	4	7	12
Asian Unknown	0	0	0	0	0
Black Female	12	6	52	131	201
Black Male	32	17	85	392	526
Black Unknown	0	0	1	0	1
Hispanic Female	0	0	2	2	4
Hispanic Male	1	1	5	7	14
Hispanic Unknown	0	0	0	0	0
White Female	2	4	28	54	88
White Male	26	14	80	162	282
White Unknown	2	0	0	1	3
Unspecified Female	0	0	3	3	6
Unspecified Male	3	1	5	19	28
Unspecified Unknown	0	1	2	11	14
<b>Total</b>	<b>79</b>	<b>44</b>	<b>268</b>	<b>790</b>	<b>1181</b>

# SUBJECT RESISTANCE / USE-OF-FORCE

## Annual Statistical Report

2024

Types of Subject Resistance comprise of the following scenarios ordered from lowest to highest level of threat:

- **Passively Resisted:** Unresponsive to officer presence/commands
- **Failed Verbal Command:** Verbally reject's officer's commands
- **Defensively Resisted:** Attempts to evade officer
- **Actively Resisted:** Employs physical action to prevent officer's control of subject
- **Assaultive Behavior:** Attempts to attack officer and/or others

Seeing as a subject can exhibit multiple types of resistance throughout the interaction, below counts are limited to the highest level of threat exhibited by the subject within the officer's report. Duplicates remain from the multiple types of force an officer can employ in a single report, so totals exceed the number of reports submitted.

2024 Use of Force Cases by Subject Race, Resistance Level, Type of Force Employed by Officers

Subject Resistance Level	Police Use of Force Tier	Asian	Black	Hispanic	White	Unspecified	Total
Passively Resisted	Tier 1	0	20	0	8	2	30
	Tier 2	1	51	2	19	3	76
	Tier 3	3	135	3	68	11	220
	Tier 4	1	13	1	7	1	23
Failed Verbal Command	Tier 1	0	29	1	17	5	52
	Tier 2	1	53	1	33	3	91
	Tier 3	5	174	3	89	11	282
	Tier 4	1	27	1	16	0	45
	Tier 5	0	0	0	1	0	1
Defensively Resisted	Tier 1	1	34	0	17	5	57
	Tier 2	1	64	1	24	0	90
	Tier 3	7	224	4	92	12	339
	Tier 4	1	38	2	18	2	61
	Tier 5	0	0	0	1	0	1
Actively Resisted	Tier 1	1	66	3	38	5	113
	Tier 2	2	125	4	74	5	210
	Tier 3	7	281	9	139	18	454
	Tier 4	1	52	1	21	3	78
	Tier 5	0	0	0	0	0	0
Assaultive Behavior	Tier 1	0	27	2	15	2	46
	Tier 2	1	25	0	20	0	46
	Tier 3	3	83	3	45	1	135
	Tier 4	1	20	0	15	2	38
	Tier 5	0	0	0	0	0	0
Deadly Force	Tier 1	0	1	0	1	0	2
	Tier 2	0	1	0	1	0	2
	Tier 3	1	12	0	4	1	18
	Tier 4	0	2	1	1	0	4
	Tier 5	0	0	0	1	0	1
Other Type of Resistance Behavior	Tier 1	0	59	2	21	5	87
	Tier 2	1	38	0	26	0	65
	Tier 3	6	239	4	108	14	371
	Tier 4	1	30	1	22	3	57
	Tier 5	0	0	0	1	0	1

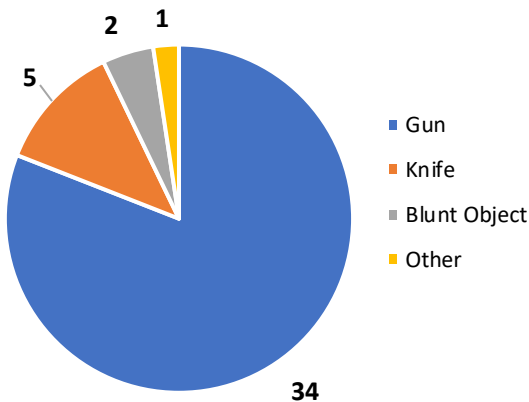
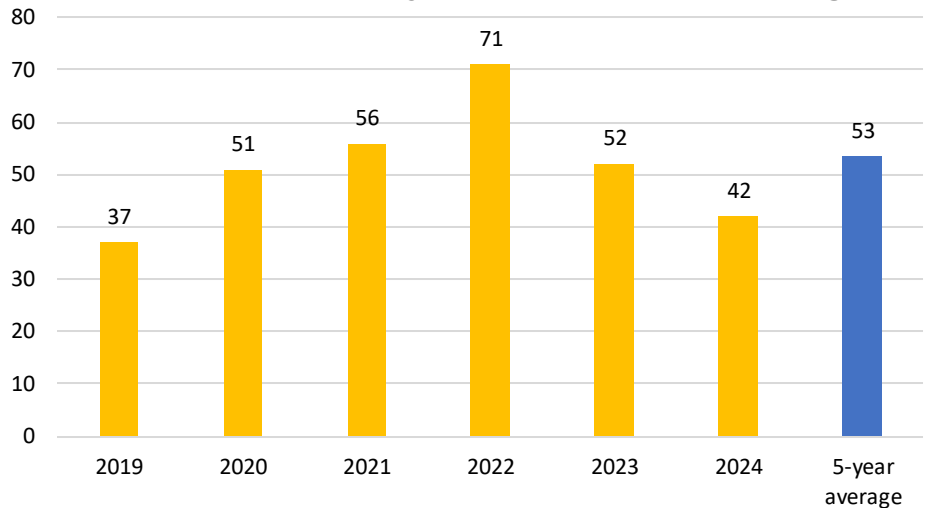
# Homicide Analysis

## Annual Statistical Report

2024

The 2024 year consisted of 42 homicides in the City of Pittsburgh. This is a 19.2% decrease from last year (52). Of these incidents 34 (81%) involved a firearm.

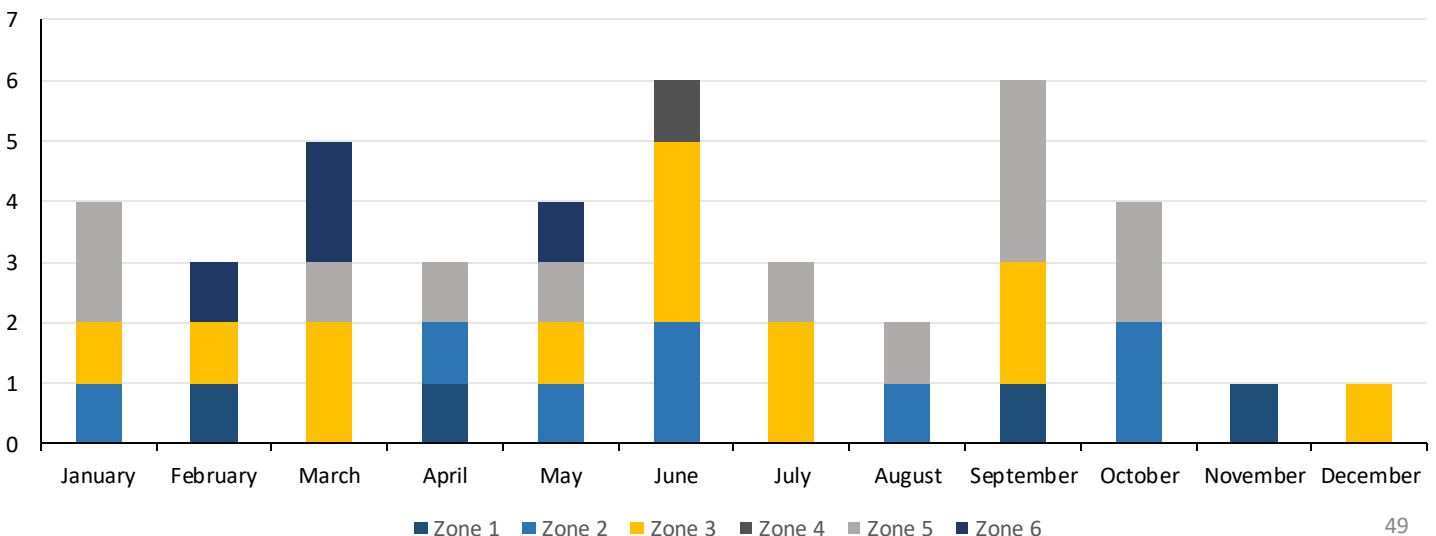
### Homicide Count by Year and 5 Year Average



### 2024 Homicides by Zone

Zone	Homicide Count
Zone 1	4
Zone 2	8
Zone 3	13
Zone 4	1
Zone 5	12
Zone 6	4
Total	42

### 2024 Homicides by Month and Zone



# Homicide Analysis

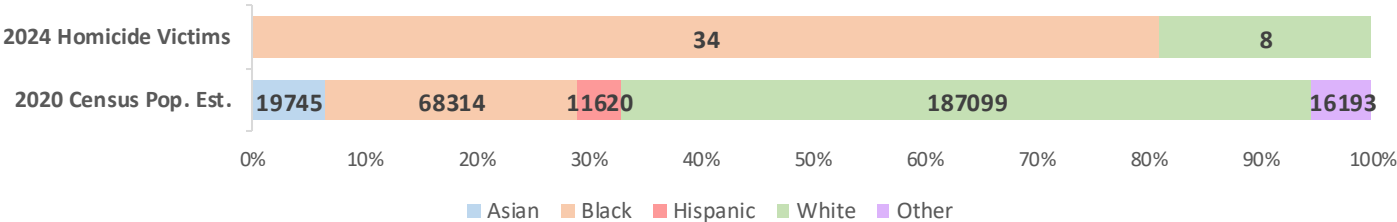
## Annual Statistical Report

2024

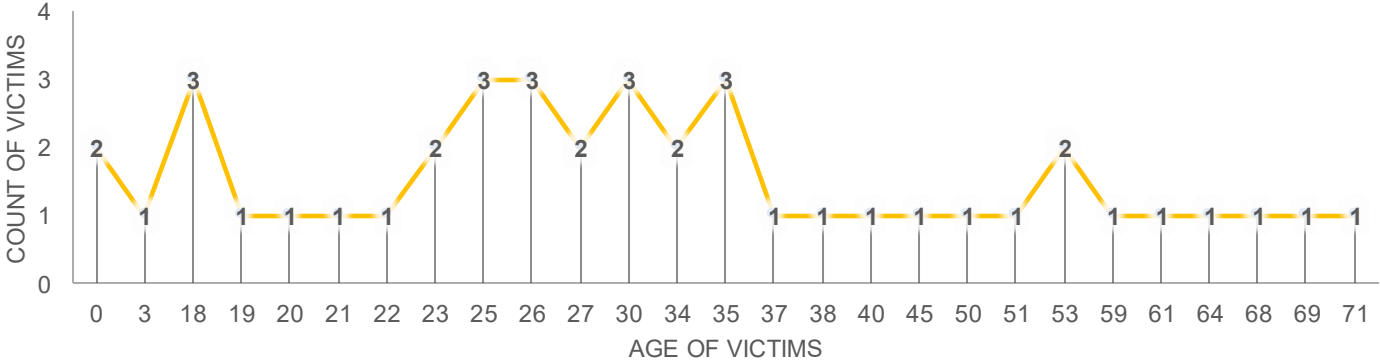
2023 Homicide Victims by Race, Gender, and Age Group

Race/Gender/Age Group	0-17	18-24	25-34	35-44	45-54	55-64	65+	Total
Asian Female	-	-	-	-	-	-	-	0
Asian Male	-	-	-	-	-	-	-	0
Asian Unknown	-	-	-	-	-	-	-	0
Black Female	1	-	1	1	-	-	-	3
Black Male	1	9	11	4	3	-	3	31
Black Unknown	-	-	-	-	-	-	-	0
Hispanic Female	-	-	-	-	-	-	-	0
Hispanic Male	-	-	-	-	-	-	-	0
Hispanic Unknown	-	-	-	-	-	-	-	0
White Female	-	-	-	-	-	-	-	0
White Male	1	-	1	1	2	3	-	8
White Unknown	-	-	-	-	-	-	-	0
Unspecified Female	-	-	-	-	-	-	-	0
Unspecified Male	-	-	-	-	-	-	-	0
Unspecified Unknown	-	-	-	-	-	-	-	0
Total	3	9	13	6	5	3	3	42

Estimated Population Demographics vs 2024 Homicide Victim Demographics



2024 Homicide Victims by Age



# Non-Fatal Shootings Analysis

## Annual Statistical Report

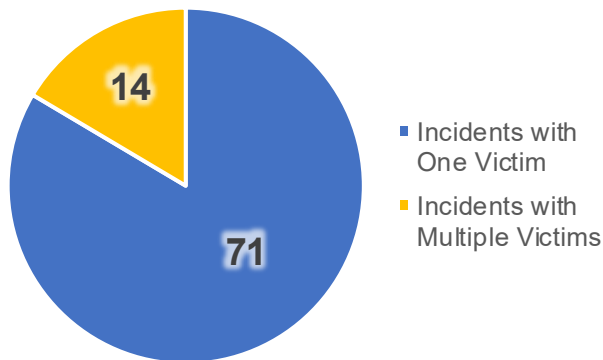
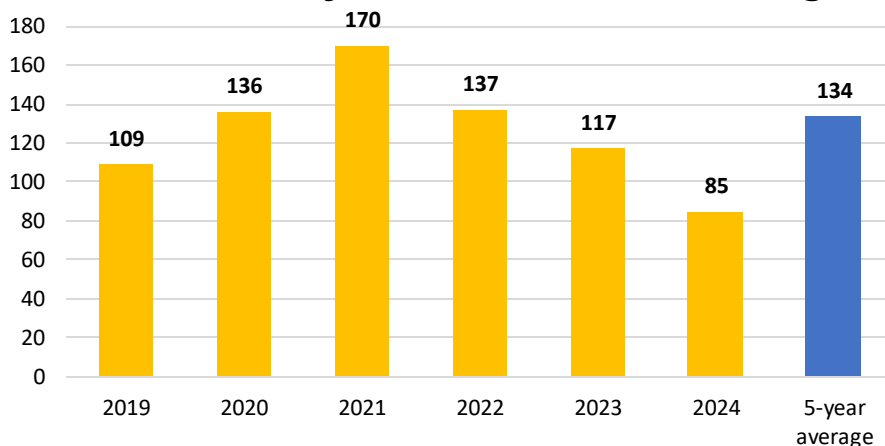
2024

### 2024 NFS by Zone

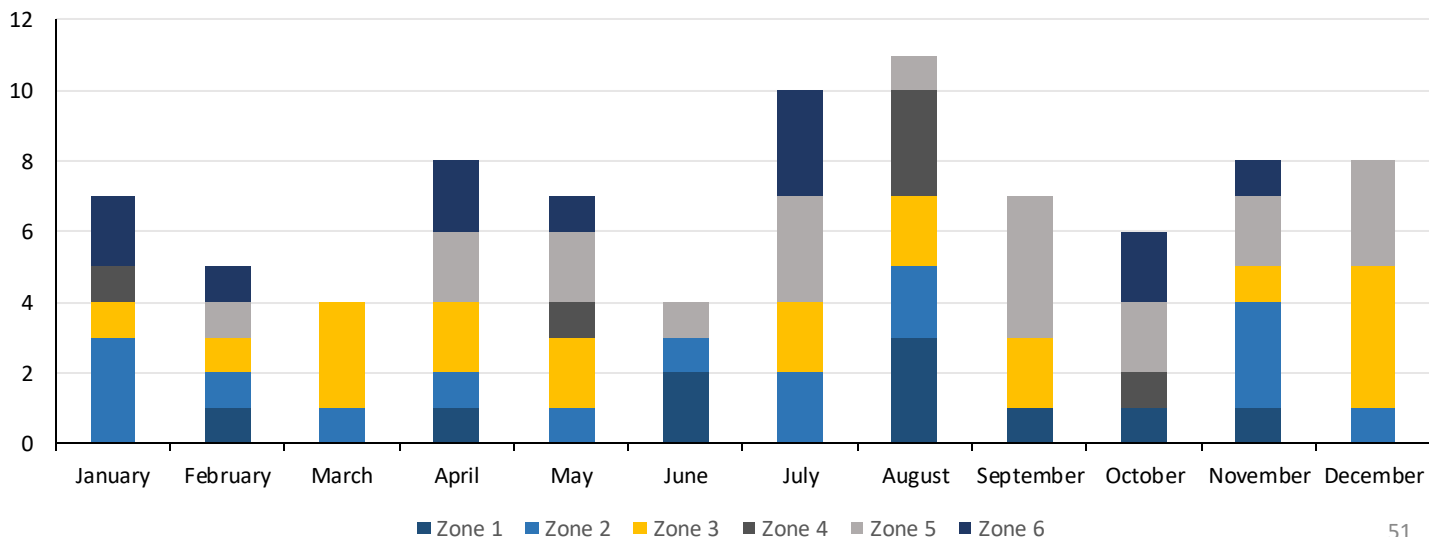
Zone	Non-Fatal Shooting Incident Count
Zone 1	10
Zone 2	16
Zone 3	20
Zone 4	6
Zone 5	21
Zone 6	12
Total	85

In 2024, there were **85 non-fatal shooting (NFS) incidents**, fourteen (16%) had 2 or more victims. In total, there were **98 victims**.

### NFS Count by Year and 5 Year Average



### 2024 Non-Fatal Shooting by Month and Zone



# Non-Fatal Shootings Analysis

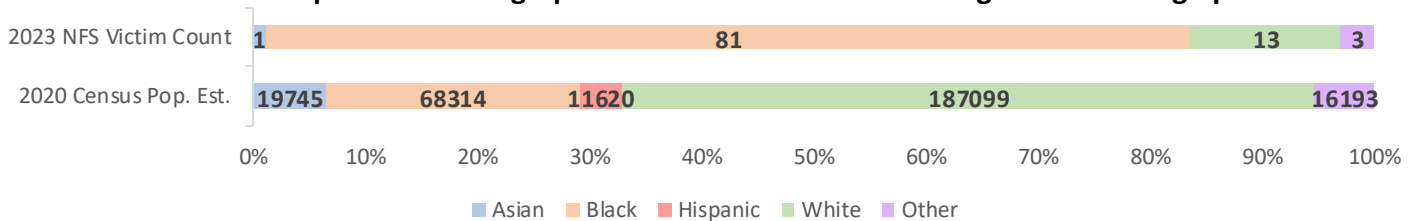
## Annual Statistical Report

2024

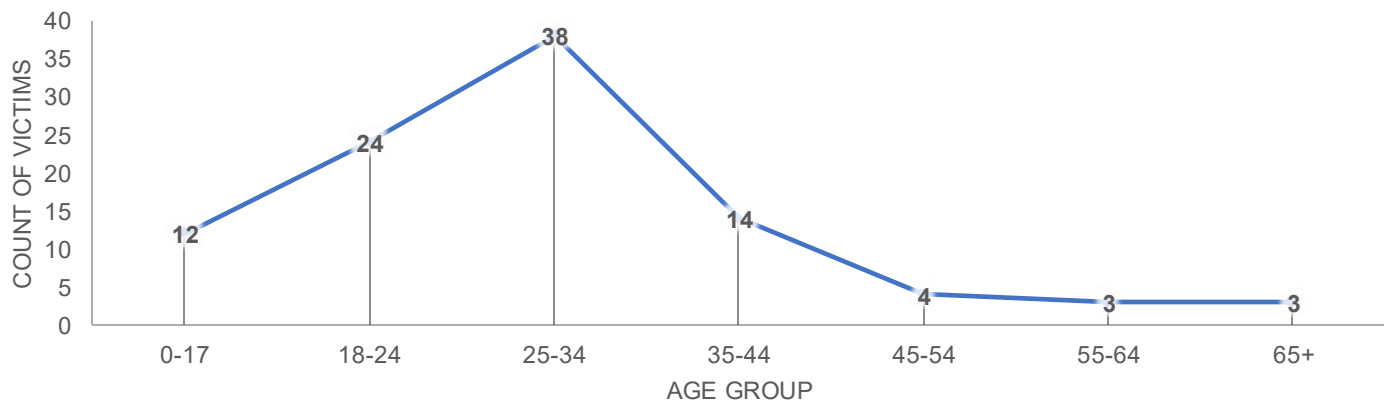
2023 Non-Fatal Shooting Victims by Race, Gender, and Age

Race/Gender/Age Group	0-17	18-24	25-34	35-44	45-54	55-64	65+	Total
Asian Female	-	-	-	-	-	-	-	0
Asian Male	-	-	1	-	-	-	-	1
Asian Unknown	-	-	-	-	-	-	-	0
Black Female	-	6	8	1	-	-	1	16
Black Male	10	15	25	11	3	1	-	65
Black Unknown	-	-	-	-	-	-	-	0
Hispanic Female	-	-	-	-	-	-	-	0
Hispanic Male	-	-	-	-	-	-	-	0
Hispanic Unknown	-	-	-	-	-	-	-	0
White Female	-	-	1	-	1	-	-	2
White Male	2	2	2	2	-	1	2	11
White Unknown	-	-	-	-	-	-	-	0
Unspecified Female	-	-	1	-	-	-	-	1
Unspecified Male	-	1	-	-	-	1	-	2
Unspecified Unknown	-	-	-	-	-	-	-	0
<b>Total</b>	<b>12</b>	<b>24</b>	<b>38</b>	<b>14</b>	<b>4</b>	<b>3</b>	<b>3</b>	<b>98</b>

Estimated Population Demographics vs 2023 Non-Fatal Shooting Victim Demographics



2023 Non-Fatal Shooting Victims by Age







# Domestic Violence Unit

## 2024 Annual Report

The data outlined in this report reflects figures from the Pittsburgh Bureau of Police Domestic Violence Unit (PBP DVU) case log, which is compiled of reported incidents. These cases were juxtaposed with Intimate Partner Violence calls for service (IPV CFS) that were received by the Allegheny County Emergency Operations Center (EOC) for Pittsburgh Police response. In 2024, **937 Intimate Partner Violence incidents** were reported to have occurred in City of Pittsburgh jurisdiction.

The data evidenced in this report reflects Domestic Violence incidents that involve intimate partners only. Intimate Partner Violence (IPV) describes harmful acts that could include physical, emotional, financial, psychological, or sexual behaviors that occur between heterosexual or same-sex couples. In order to account for multi-victimization, where a victim experiences more than one IPV incident throughout the year, this report reflects the total number of individual Intimate Partner Violence incidents that occurred in 2024. Some data, such as victim demographics, may count information multiple times for one victim. In serving to treat each incident independent from one another, a more accurate picture of criminal activity and police response is evidenced, since each individual incident of Domestic Violence has unique components. Several victims may have experienced polyvictimization, where a victim experiences multiple types of victimization during an incident. However, as this report focuses on Intimate Partner Violence, polyvictimization may not be readily evidenced. Polyvictimization statistics are represented in NIBRS reporting.

Intimate Partner Violence incidents were determined by responding Pittsburgh Bureau of Police Officers using departmental policy, training and experience, and the guidelines offered in the Maryland Lethality Assessment Protocol (LAP). The LAP is an identification tool used to determine which victims of Intimate Partner Violence are at the greatest risk of being seriously injured or killed by their intimate partners. The Domestic Violence Unit is referred every case in which a Lethality Assessment screen was completed, either by the victim or by the responding officer. In November 2023, the Records Management System (RMS) reporting system was introduced bureau-wide. The system has required continuous user learning and adjustment. During the transition to the RMS program, and the subsequent transition of UCR reporting to NIBRS reporting, case management was converted, and a designation of Intimate Partner Violence crimes may have adjusted to only include cases where criminal activity was present under 18 Pa. C.S. § 2711.

Due to the complexity of Domestic Violence cases, it is possible that the data below includes calls that extend beyond Intimate Partner Violence.

Prepared by  
Domestic Violence Unit Crime Analyst Erin Frank

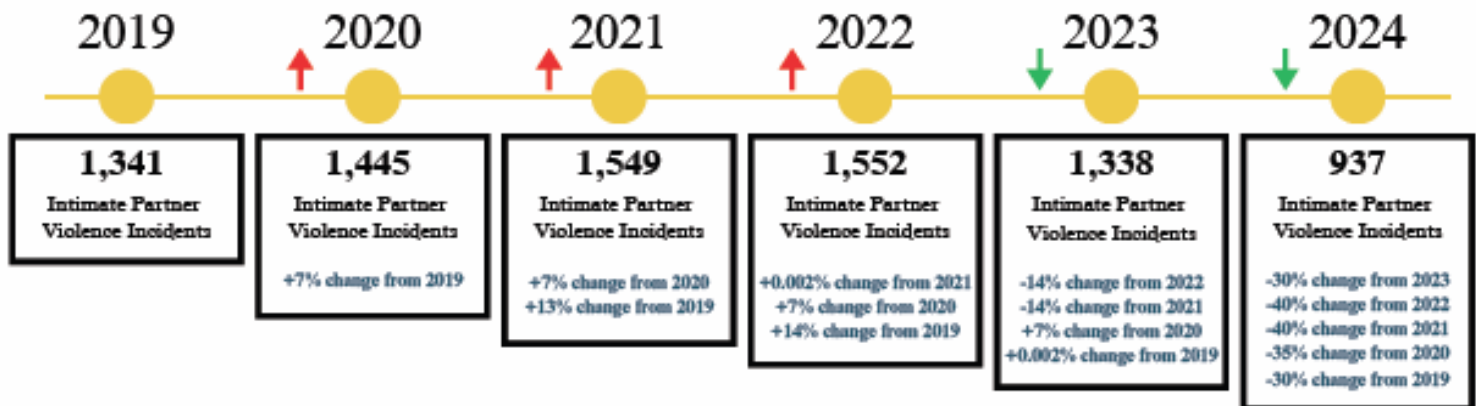
## Analytic Findings

- In 2024, **937 total Intimate Partner Violence** incidents occurred in the City of Pittsburgh jurisdiction. The total number of incidents were calculated from the total number of Lethality Assessment Protocol (LAP) screenings conducted during the year (*Table 1*).
- Zone 3 experienced the greatest number of Intimate Partner Violence calls (**218 calls, 23%**) (*Table 2*).
  - Zone 4 experienced the lowest number of Intimate Partner Violence calls (**99 calls, 11%**) (*Table 2*).
- Majority of IPV calls occurred during the Night Shift (**410 calls, 44%**) (*Figure 2*).
- Majority of Intimate Partner Violence Incidents occurred on Saturdays (**166 calls, 18%**) (*Figure 3*).
- Of the **937 Intimate Partner Violence incidents** that occurred during 2024, **481 (51%)** resulted in a subsequent arrest on-scene of the incident (*Figure 4*).
  - Zone 3 had the greatest number of on-scene IPV arrests with **111 total arrests (12%)** (*Figure 5*).
  - **198 total actors (21%)** were subsequently arrested following the execution of a warrant from an Intimate Partner Violence incident (*Figure 4*).
- **2 Pittsburgh Bureau of Police Officers** were injured during a response to **2 separate IPV Incidents** this year (*Table 4*).
- Majority of Lethality Assessment Protocol (LAP) Screenings were conducted on-scene of an incident (**693 LAPs, 72%**) (*Figure 6*).
  - The Domestic Violence Unit conducted **8 LAPs** after the initial incidents occurred (*Figure 6*).
  - **201 victims (21%)** declined to take part in the Lethality Assessment Protocol after an Intimate Partner Violence incident occurred (*Figure 6*).
- Majority of victims who took part in the Lethality Assessment Protocol screened in as High Danger (**541 High Danger Screens, 58%**) (*Table 6*).

*\*Note:* All percentages in this report are rounded up to next whole number. This was calculated using the hundredth place of a calculated decimal. Percentages less than 10 were calculated using the thousandth place of a calculated decimal.





**TABLE 1**  
**2019-2024 Annual Comparison**

*Note:* In November 2023, the Records Management System (RMS) was introduced bureau-wide. The RMS program required transition to the National Incident-Based Reporting System (NIBRS), which is an incident-based reporting system utilized by law enforcement agencies to collect and report data. This transition brought PBP policy changes in order to ensure that incidents were more accurately reported to NIBRS. Prior to November 2023, the Pittsburgh Bureau of Police compiled crime data for Uniform Crime Reports (UCR), which collected data only on the most serious crime charge related to an incident. Both NIBRS and UCR differ in how crimes are classified, with NIBRS providing more detailed information about crime incidents and clearance rates. As 2024 served as the first full year of reporting NIBRS data, the statistics are not easily comparable with previous years. Thus, it is expected that statistics in 2024 will noticeably differ from years previously reported under UCR coded data.

*Note 2:* When observing the above graph, years 2019-2023 are comparable under UCR standards. In order to best observe long-term trends, data reported after 2024 will best provide understanding of Domestic Violence crimes under NIBRS reporting. These statistics will include all charges filed under 18 Pa. C.S. § 2711. Incident circumstance are subject to change and are most accurate at the time of reporting, particularly in reference to arrest data.

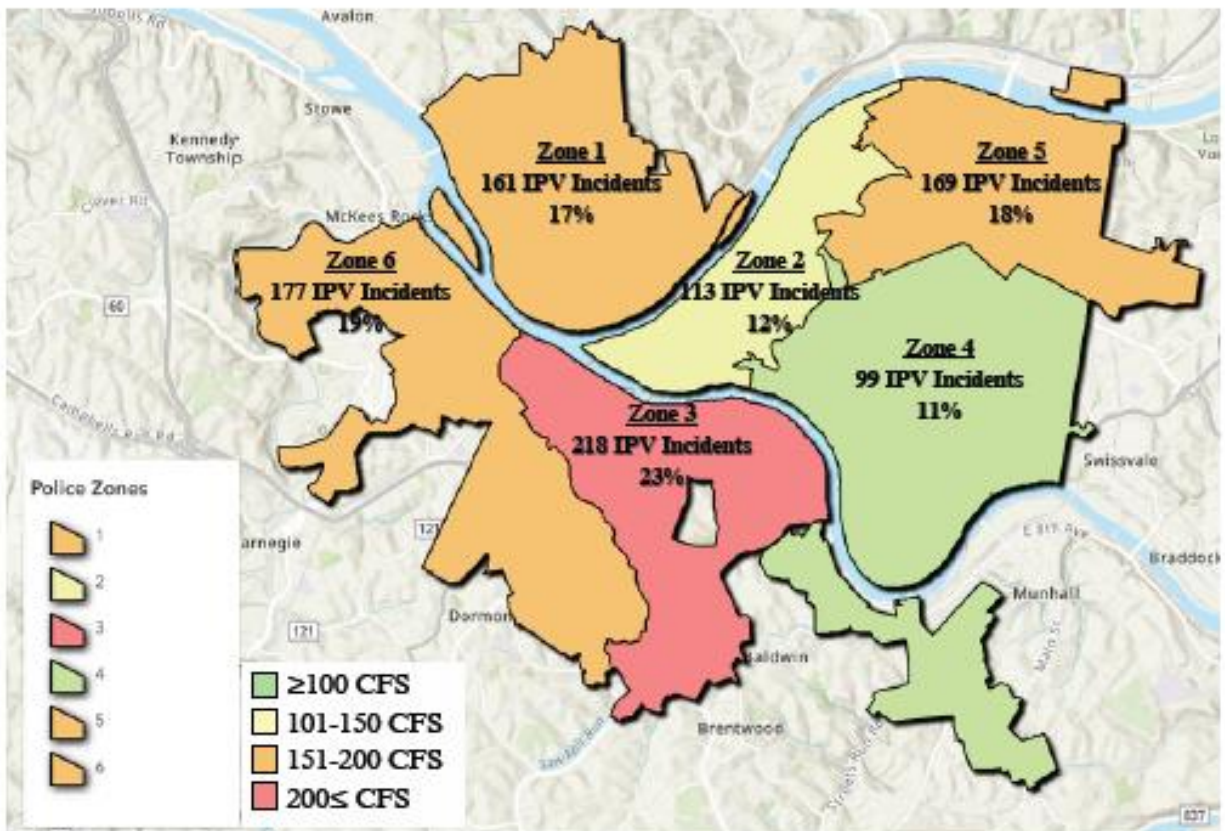
**TABLE 2**  
**Total Number of IPV Incidents by Month and PBP Zone**

	Zone 1	Zone 2	Zone 3	Zone 4	Zone 5	Zone 6	Total
January	14	7	18	8	6	9	62 (7%)
February	12	5	14	4	14	10	59 (6%)
March	11	13	11	12	16	18	81 (9%)
April	20	11	12	10	19	12	84 (9%)
May	14	15	21	4	19	21	94 (10%)
June	9	9	23	9	21	20	91 (10%)
July	15	6	28	7	14	18	88 (9%)
August	13	8	20	7	11	13	72 (8%)
September	13	9	14	5	12	15	68 (7%)
October	9	8	18	14	13	14	76 (8%)
November	17	9	17	9	11	13	76 (8%)
December	14	13	20	10	13	14	84 (9%)
Homicide	0	0	2	0	0	0	2 (0.002%)
<b>Total</b>	<b>161</b> (17%)	<b>113</b> (12%)	<b>218</b> (23%)	<b>99</b> (11%)	<b>169</b> (18%)	<b>177</b> (19%)	<b>937</b>

*Note:* During the transition to NIBRS coded data in 2024, PBP policy and report writing changes provided further guidance to law enforcement officers about crime reporting. Prior to 2024, Domestic Violence statistics may have included incidents that did not meet the criteria for an incident of criminal activity under 18 Pa. C.S. § 2711 or they may not have met the criteria for a Lethality Assessment to be completed. With the utilization of the RMS system and NIBRS reporting, the Domestic Violence statistics shown in the above graph most accurately represent cases that fall under the criteria of 18 Pa. C.S. § 2711, ensuring that other cases that do not meet this criteria were not counted towards true incidents of Domestic Violence crimes.

**FIGURE 1**

**Total Number of Intimate Partner Violence Calls for Service per PBP Zone**



**TABLE 3**

**Type of Weapon Involved in an Intimate Partner Violence incident**

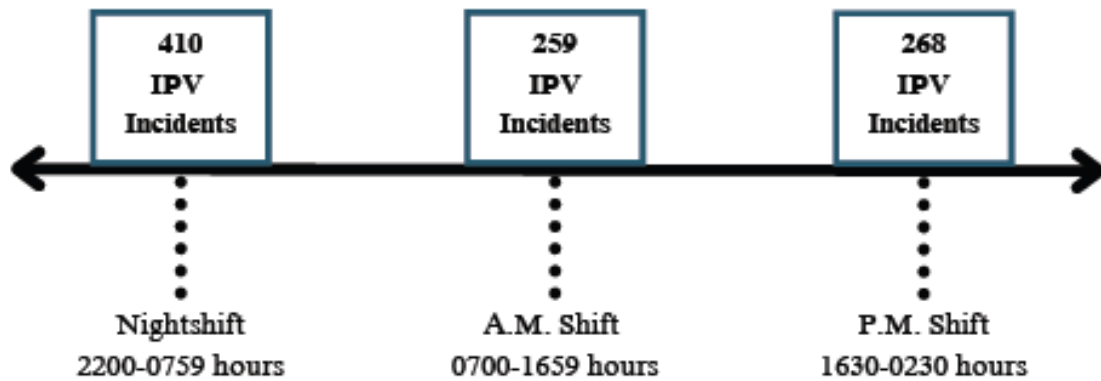
Type of Weapon	Total Number of Incidents
Involved Firearm Only	28
Involved Knife or Bladed Object Only	29
Involved Privately Owned Vehicle (POV)	7
Involved Object Used as a Weapon	58
Involved Burns or Arson	1
Involved Property Damage	7
Involved Strangulation	82
Involved Strangulation and Firearm or Knife	4
Involved Strangulation and Vehicle	1
Involved Hands Only	484
Involved Hands and Firearm or Knife	38
Involved Hands and Other Object	40
Involved Hands and Other Body Part	23
Involved Kidnapping/False Imprisonment	1
PFA or ICC Violation	11
Involved Stalking or Repeated Harassment	1
Involved Rape or Sexual Assault	4
Threatening Text Messages or Voicemails	18
Verbal Threats	56
None Listed	44

*Note:* Where 'object' may include any object that is not a firearm, knife, vehicle, or part of the human body. Object describes any material that may be used in a weaponized manner.

*Note 2:* Multiple incidents involved the presence of several weapons, which would have allowed for placement in multiple categories. For accuracy, the weapon considered to be most life-threatening determined which category the incident was listed under, unless otherwise noted.

**FIGURE 2**

Total Number of Intimate Partner Violence Calls for Service per Shift

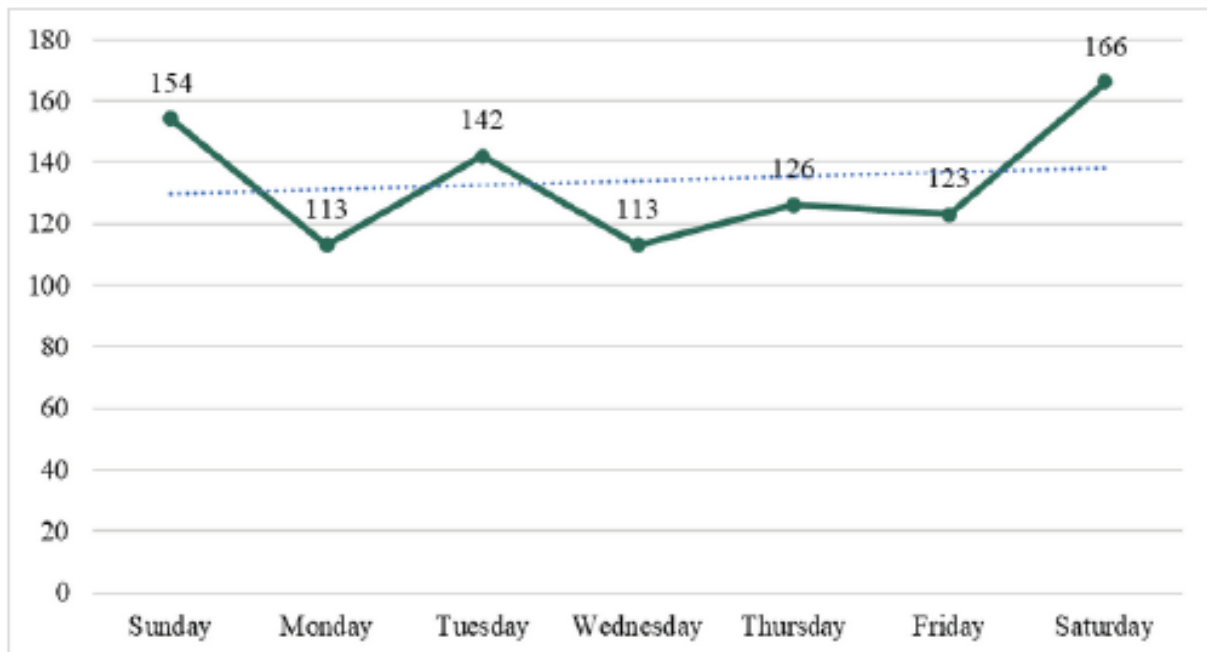


*Note:* Figure 2 analyzes the working Pittsburgh Bureau of Police shift in which each Intimate Partner Violence incident was reported. Due to delayed reporting, or other circumstances, it is likely that some incidents were reported on a different shift than which they initially occurred.

*Note 2:* PBP Policy changes for 2024 required the allocation of manpower to best serve City of Pittsburgh residents. Shifts overlapped with one another in order to support incoming and outgoing shifts. In order to most accurately report shift response, calls that occurred during the overlapping shifts were showcased on incoming shifts, as incoming shifts tend to take reports, notably arrests, at the beginning of their shift due to lesser time restraints. It is possible that officers from differing shifts responded to calls for service due to safety concerns and time restraints.

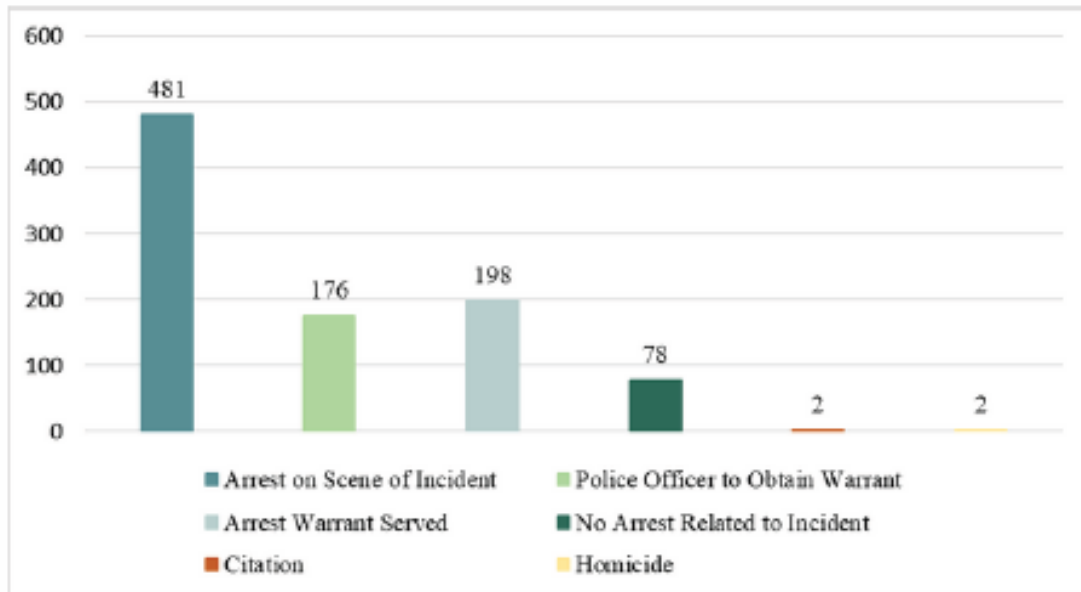
**FIGURE 3**

Total Number of Intimate Partner Violence Incidents per Day of the Week



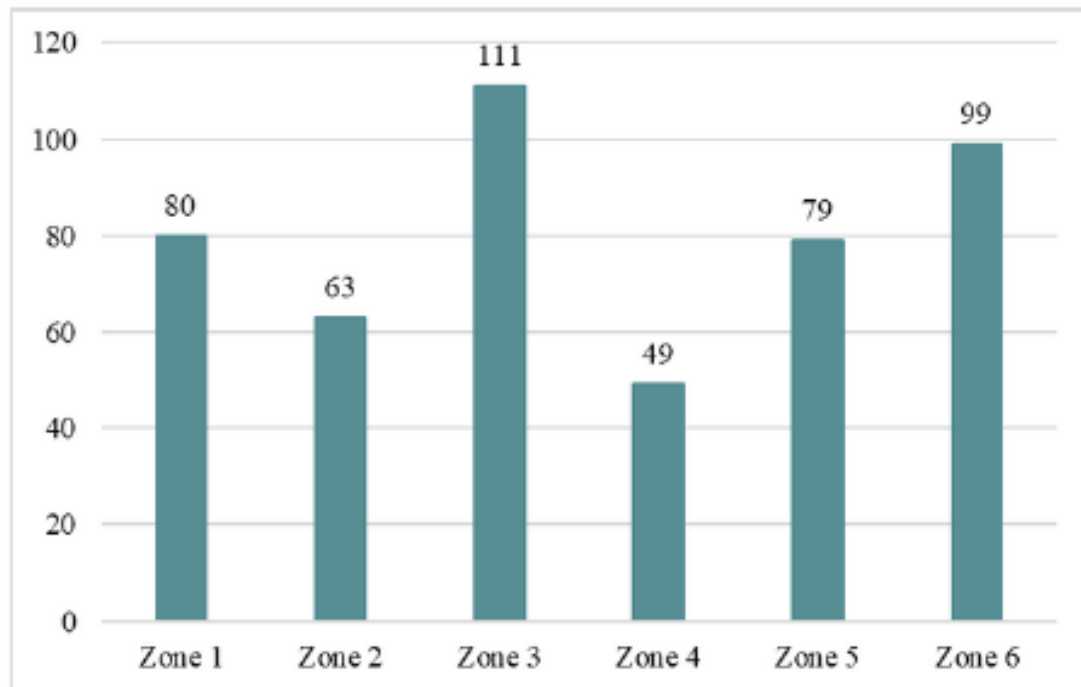
*The graphs below outline the total number of Intimate Partner Violence Arrests that were made during the year of this report. These figures are most accurate at the time this report has been compiled and they are subject to change after the listed publication date. Arrest on Scene of Incident refer to arrests made while officers were still working the active incident. The arrest may have been made at a location different than where the incident scene was located.*

**FIGURE 4**  
**Total Number of Intimate Partner Violence Incident Arrests**



**Note:** Homicide investigations are assigned to the Pittsburgh Bureau of Police's Violent Crime Unit (VCU). DVU Detectives support, but do not investigate, cases of Homicide. Due to ongoing investigations, Intimate Partner Violence Homicide arrests are subject to change throughout the course of a VCU investigation.

**FIGURE 5**  
**Total Number of Intimate Partner Violence Incident On-View Arrests per Zone**



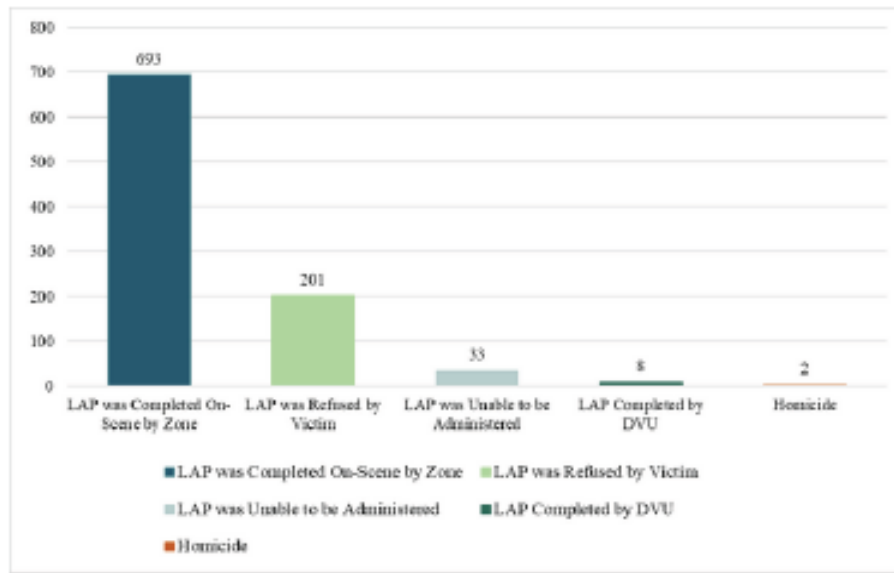


**TABLE 4**  
**Officer Safety Statistics during Intimate Partner Violence Response**

Officer Safety Incidents	Total Number of Incidents
<b>Firearm Involvement During an Intimate Partner Violence Incident</b>	
Firearm Seized (Not Reported Stolen)	8
Firearm Seized (Reported Stolen)	2
Firearm Found	1
Firearm Recovered	6
Firearm Stolen	0
<b>Total</b>	<b>17</b>
<b>Type of Subject Resistance</b>	
Active Resistance by Subject	16
Non-Physical Force Utilized by PBP Officer to Effect Arrest	10
<b>Total</b>	<b>26</b>
<b>Use of Force on Resisting Subject</b>	
Physical Force Utilized	7
Taser Utilized	10
Firearm Aimed at Subject (Not Discharged)	1
Taser and Firearm Aimed (Not Discharged)	2
Taser and Physical Force Utilized	1
Hails from Responding Utilized Officer	4
Foot Pursuit	1
<b>Total</b>	<b>26</b>
<b>Type of Injury Received by Subject During a Police Encounter</b>	
Actor Injury that Resulted from a Police Encounter	2
Actor Injury that Resulted Prior to a Police Encounter	2
<b>Total</b>	<b>4</b>
<b>Type of Subject-Initiated Pursuit</b>	
Foot Pursuit	8
Vehicle Pursuit	2
<b>Total</b>	<b>10</b>
<b>Injuries Incurred by PBP Officers During Response to an Intimate Partner Violence Incident</b>	
Number of PBP Officers Injured During Incident	2
Number of Incidents where a PBP Officer was Injured	2

**Note:** Use of the term 'Subject' is utilized in the above graphs as the statistics are not limited to IPV Actors. Victim or third-party subjects on scene may have engaged in one of the categories above.

**Note 2:** *Non-Physical Force Utilized by PBP Officer to Effect Arrest* refers to PBP Officers that took precautionary methods when interacting with an IPV subject, even though the subject may not have been actively resisting. These actions have fallen under PBP Policy that required a Use of Force form to be completed.


*Intimate Partner Violence**Victim Profile***FIGURE 6****Lethality Assessment Protocol Screenings Conducted with Victim**

*The Maryland Lethality Assessment Protocol (LAP) is an identification tool used to determine which victims of Intimate Partner Violence are at the greatest risk of being seriously injured or killed by their intimate partners. Utilizing a series of questions answered during victim interviews, first responders are able to make a determination on the level of danger a victim of Intimate Partner Violence is currently experiencing.*

*The LAP is used to determine lethality levels only in cases of Intimate Partner Violence and is not used in cases where the victim and actor's relationship is familial or non-intimate partner.*

**Note:** LAP was Unable to be Administered refers to a variety of circumstances where the victim was unable to complete the LAP. Several investigations remain ongoing and the status of contact with a victim is likely to change after the publication of this report.

**Note 2:** An LAP is unable to be completed in instances of homicide.

**FIGURE 7****Gender of the Victim****FIGURE 8****Number of Reported Injuries****FIGURE 9****Race/Ethnicity of the Victim****TABLE 5**

Age of Victim	Total
≥18 years of age	27
19-29 years of age	352
30-39 years of age	332
40-49 years of age	138
50-59 years of age	49
60≤ years of age	29
Unknown	10

**TABLE 6**

Lethality Assessment Protocol (LAP) Screen Referral Score	Total
High Danger	541
Non-High Danger	99
High Danger- Police Officer Belief	102
Victim Declined/Refused	151
Unable to Contact to Administer	42
Homicide	2

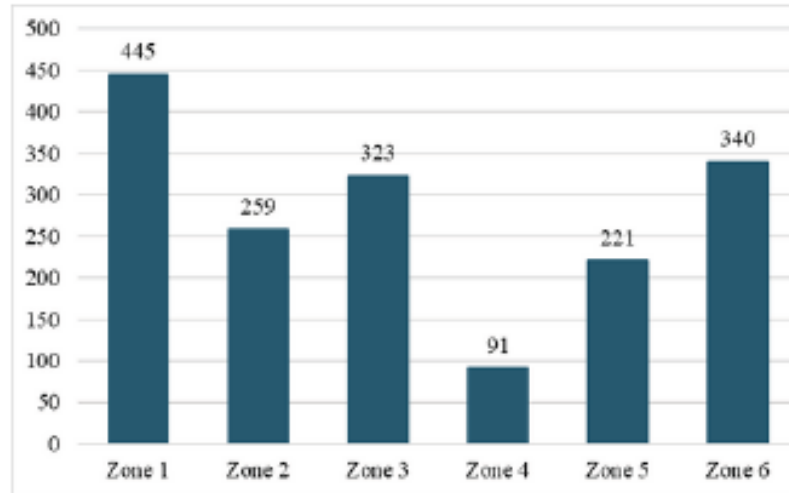


## Intimate Partner Violence

### Actor Profile

**FIGURE 10**

**Protection from Abuse (PFA) Order Service by Zone**



**Note:** PFA Service occurs when a victim files for a Protection from Abuse order and requires documentation and paper service to a named actor by a law enforcement officer. PFA Service could include Emergency or Temporary PFAs and may or may not include a Weapons Relinquishment.

**Note 2:** PFA Service may or may not precipitate a criminal incident of Domestic Violence. Not every victim listed on a PFA lives in the City of Pittsburgh. However, Figure 10 showcases all PFAs that were attempted to be served to actors living or working within the City of Pittsburgh.

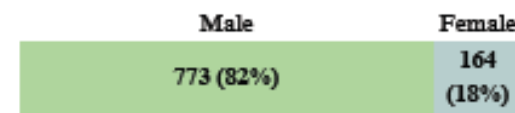
**Note 3:** Due to officer or victim safety, case circumstance, or housing/employment changes, not all PFA Service was successfully completed.

**TABLE 7**

Age of Actor	Total
≥18 years of age	18
19-29 years of age	315
30-39 years of age	346
40-49 years of age	146
50-59 years of age	62
60≤ years of age	30
Unknown	20

**FIGURE 11**

**Gender of the Actor**



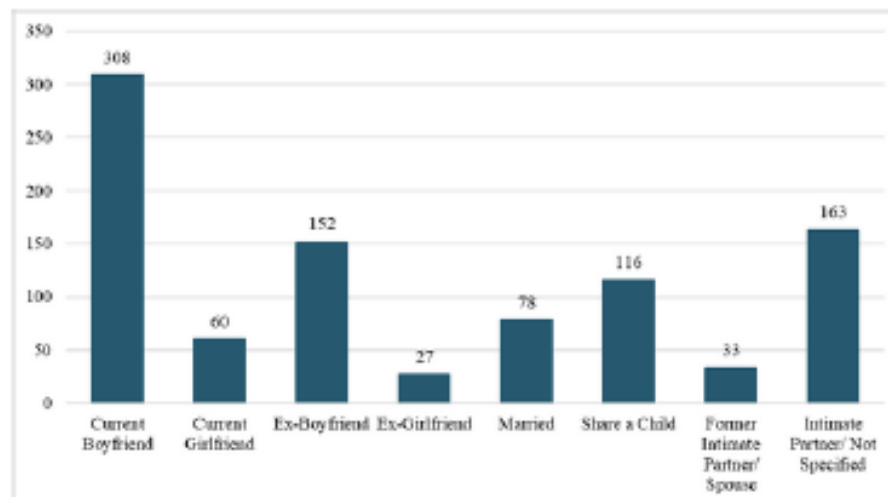
**FIGURE 12**

**Race/Ethnicity of the Actor**



**FIGURE 13**

**Actor-Victim Relationship**



# CRIME BY NEIGHBORHOOD

## Property & Other

2024

Incident Type	Allegheny Center	Allegheny West	Allentown	Arlington	Arlington Heights	Banksville	Bedford Dwellings
All Other Larceny	10	1	31	7	3	5	11
Arson	1	0	0	1	1	0	1
Bad Checks	0	0	4	0	0	0	0
Burglary/Breaking & Entering	2	2	10	6	1	8	12
Counterfeiting/ Forgery	0	1	3	0	0	2	0
Credit Card/ATM Fraud	4	3	16	3	2	6	0
Damage/Vandalism of Property	17	6	47	15	2	7	40
Embezzlement	0	0	0	0	0	0	0
Extortion/Blackmail	0	0	1	0	0	0	0
False Pretenses/Swindle/ Confidence Game	1	1	13	3	0	11	1
Hacking/Computer Invasion	0	0	1	1	0	0	0
Impersonation	4	1	8	1	0	5	3
Motor Vehicle Theft	5	2	16	5	1	7	9
Pocket-Picking	0	0	1	0	0	1	0
Purse-snatching	0	0	2	2	0	0	0
Robbery	5	1	10	0	3	4	4
Shoplifting	0	0	19	0	0	3	0
Stolen Property Offenses	1	1	13	0	0	2	4
Theft from Building	6	1	33	8	5	6	13
Theft from Coin-operated Machine	0	0	0	0	0	0	0
Theft from Motor Vehicle	6	3	18	10	0	10	3
Theft of Motor Vehicle Parts or Accessories	5	1	7	1	0	6	0
All Other Offenses	17	1	50	9	7	6	30
Total	84	25	303	72	25	89	131

# CRIME BY NEIGHBORHOOD

## Person

2024

	Allegheny Center	Allegheny West	Allentown	Arlington	Arlington Heights	Banksville	Bedford Dwellings
Aggravated Assault	8	1	20	4	4	10	20
Forcible Rape	0	0	2	0	0	1	0
Human Trafficking	0	0	1	0	0	0	0
Intimidation	7	2	60	10	7	11	36
Kidnapping/Abduction	2	0	1	0	0	2	1
Murder & Nonnegligent Manslaughter	0	0	2	0	1	0	1
Negligent Manslaughter	0	0	0	0	0	0	0
Rape	2	0	5	0	0	2	2
Simple Assault	28	3	67	15	14	23	40
Total	47	6	158	29	26	49	100

## Society

2024

Incident Type	Allegheny Center	Allegheny West	Allentown	Arlington	Arlington Heights	Banksville	Bedford Dwellings
Assisting or Promoting Prostitution	0	0	0	0	0	0	0
Curfew/Loitering/Vagrancy Violations	1	0	2	1	0	1	0
Disorderly Conduct	19	1	40	3	3	10	28
Driving Under the Influence	7	4	3	2	0	9	1
Drug Equipment Violations	16	1	7	4	1	3	6
Drug/Narcotic Violations	37	0	15	6	2	10	39
Drunkenness	4	2	1	0	0	0	2
Family Offenses, Nonviolent	8	0	6	2	1	1	1
Liquor Law Violations	0	0	0	0	0	0	0
Peeping Tom	0	0	0	0	0	0	0
Pornography/Obscene Material	0	0	3	0	0	0	0
Prostitution	0	0	0	0	0	0	0
Trespass of Real Property	3	1	12	4	0	6	4
Weapon Law Violations	6	0	24	6	0	2	18
Total	101	9	113	28	7	42	99

# CRIME BY NEIGHBORHOOD

## Property & Other

2024

	Beechview	Beltzhoover	Bloomfield	Bluff	Bon Air	Brighton Heights	Brookline
All Other Larceny	11	4	63	20	4	21	24
Arson	3	1	0	3	0	3	1
Bad Checks	0	0	3	0	0	0	0
Burglary/Breaking & Entering	13	13	29	4	9	8	11
Counterfeiting/ Forgery	2	1	4	2	0	1	2
Credit Card/ATM Fraud	6	2	20	4	1	9	15
Damage/Vandalism of Property	59	34	72	35	11	49	59
Embezzlement	0	0	0	0	0	0	0
Extortion/ Blackmail	4	0	1	0	0	1	0
False Pretenses/Swindle/ Confidence Game	5	3	12	8	2	5	15
Hacking/Computer Invasion	0	1	0	0	0	0	0
Impersonation	5	3	11	2	4	5	9
Motor Vehicle Theft	18	7	55	6	5	30	20
Pocket-Picking	0	0	0	2	0	0	0
Purse-snatching	0	1	0	0	0	0	0
Robbery	4	1	13	8	1	3	8
Shoplifting	0	0	84	1	1	23	11
Stolen Property Offenses	3	1	10	4	3	9	1
Theft from Building	19	7	65	27	1	27	22
Theft from Coin-operated Machine	0	0	1	0	0	0	0
Theft from Motor Vehicle	14	8	24	9	1	9	52
Theft of Motor Vehicle Parts or Accessories	10	4	27	4	2	4	34
All Other Offenses	20	10	34	22	6	24	32
Total	196	101	528	161	51	231	318

# CRIME BY NEIGHBORHOOD

## Person

2024

	Beechview	Beltzhoover	Bloomfield	Bluff	Bon Air	Brighton Heights	Brookline
Aggravated Assault	20	7	9	13	1	12	23
Forcible Rape	2	1	3	3	0	0	2
Human Trafficking	0	0	0	0	0	0	0
Intimidation	41	11	46	41	3	35	39
Kidnapping/Abduction	1	0	0	0	0	1	1
Murder & Nonnegligent Manslaughter	0	0	0	2	0	0	0
Negligent Manslaughter	0	0	0	0	0	0	0
Rape	2	1	4	4	0	0	6
Simple Assault	44	31	43	51	8	40	60
Total	110	51	102	112	12	90	130

## Society

2024

	Beechview	Beltzhoover	Bloomfield	Bluff	Bon Air	Brighton Heights	Brookline
Assisting or Promoting Prostitution	0	0	0	0	0	0	0
Curfew/Loitering/Vagrancy Violations	4	0	4	0	0	0	6
Disorderly Conduct	21	15	29	26	1	18	31
Driving Under the Influence	6	4	15	1	4	13	16
Drug Equipment Violations	1	5	5	34	1	7	5
Drug/Narcotic Violations	3	4	8	37	3	31	15
Drunkenness	0	0	7	5	0	1	4
Family Offenses, Nonviolent	4	3	0	1	0	1	3
Liquor Law Violations	0	0	0	0	0	0	1
Peeping Tom	0	0	0	0	0	0	0
Pornography/Obscene Material	2	0	1	0	0	0	2
Prostitution	0	0	1	0	1	0	0
Trespass of Real Property	10	8	21	12	4	6	10
Weapon Law Violations	0	1	6	4	3	19	7
Total	51	40	97	120	17	96	100

# CRIME BY NEIGHBORHOOD

## Property & Other

2024

	California-Kirkbride	Carrick	Central Business District	Central Lawrenceville	Central Northside	Central Oakland	Chartiers
All Other Larceny	11	33	150	18	21	38	0
Arson	1	5	8	3	0	0	0
Bad Checks	1	0	5	0	1	1	0
Burglary/Breaking & Entering	3	45	36	11	6	11	1
Counterfeiting/ Forgery	1	1	6	3	1	2	0
Credit Card/ ATM Fraud	6	21	55	5	10	13	0
Damage/Vandalism of Property	11	124	158	29	31	40	1
Embezzlement	0	0	0	0	0	0	0
Extortion/Blackmail	1	0	10	1	0	0	0
False Pretenses/Swindle/ Confidence Game	7	20	32	7	6	11	4
Hacking/Computer Invasion	0	1	1	0	0	1	0
Impersonation	3	16	61	2	4	1	1
Motor Vehicle Theft	9	60	42	11	10	14	2
Pocket-Picking	0	0	3	0	0	0	0
Purse-snatching	0	1	16	0	1	0	0
Robbery	3	30	77	0	13	7	0
Shoplifting	9	54	163	12	10	71	0
Stolen Property Offenses	5	9	38	0	4	2	0
Theft from Building	25	53	140	26	27	25	0
Theft from Coin-operated Machine	0	0	1	0	0	0	0
Theft from Motor Vehicle	9	54	46	7	7	19	0
Theft of Motor Vehicle Parts or Accessories	3	32	18	3	4	11	0
All Other Offenses	11	67	163	14	17	14	2
Total	110	626	1229	152	173	281	11

# CRIME BY NEIGHBORHOOD

## Person

2024

	California-Kirkbride	Carrick	Central Business District	Central Lawrenceville	Central Northside	Central Oakland	Chartiers
Aggravated Assault	6	28	68	10	14	2	5
Forcible Rape	3	2	4	1	2	2	0
Human Trafficking	0	0	0	0	0	0	0
Intimidation	23	106	178	11	26	31	2
Kidnapping/Abduction	2	3	4	0	2	1	0
Murder & Nonnegligent Manslaughter	0	2	0	0	0	0	1
Negligent Manslaughter	0	0	0	0	0	0	0
Rape	4	6	17	3	7	0	0
Simple Assault	33	121	280	30	31	25	0
Total	71	268	551	55	82	61	8

## Society

2024

	California Kirkbride	Carrick	Central Business District	Central Lawrenceville	Central Northside	Central Oakland	Chartiers
Assisting or Promoting Prostitution	0	0	0	0	0	1	0
Curfew/Loitering/Vagrancy Violations	0	5	3	1	0	4	0
Disorderly Conduct	8	47	300	13	17	27	2
Driving Under the Influence	0	11	15	3	5	7	2
Drug Equipment Violations	0	18	338	1	20	2	0
Drug/Narcotic Violations	21	41	435	0	57	1	0
Drunkenness	3	8	97	3	1	5	0
Family Offenses, Nonviolent	1	5	2	1	1	1	0
Liquor Law Violations	0	0	1	0	0	0	0
Peeping Tom	0	0	1	1	0	0	0
Pornography/Obscene Material	1	2	1	0	0	0	0
Prostitution	0	0	0	0	0	0	0
Trespass of Real Property	2	25	122	5	3	16	0
Weapon Law Violations	5	32	45	0	14	0	0
Total	41	194	1360	28	118	64	4

# CRIME BY NEIGHBORHOOD

## Property & Other

2024

	Chateau	Crafton Heights	Crawford-Roberts	Duquesne Heights	East Allegheny	East Carnegie	East Hills
All Other Larceny	15	10	20	6	25	1	14
Arson	2	0	1	0	0	0	5
Bad Checks	0	0	0	0	3	0	1
Burglary/Breaking & Entering	0	5	11	3	10	2	15
Counterfeiting/ Forgery	1	1	0	0	0	0	0
Credit Card/ ATM Fraud	5	6	15	8	9	0	4
Damage/Vandalism of Property	28	33	32	3	36	2	46
Embezzlement	0	0	0	0	0	0	0
Extortion/Blackmail	0	0	1	0	0	0	1
False Pretenses/Swindle/ Confidence Game	1	8	3	1	6	2	2
Hacking/Computer Invasion	0	0	0	0	0	0	0
Impersonation	7	6	9	4	14	1	3
Motor Vehicle Theft	1	15	13	6	20	1	15
Pocket-Picking	0	0	0	0	0	0	0
Purse-snatching	0	1	1	0	0	0	2
Robbery	1	1	11	0	20	0	5
Shoplifting	2	0	2	0	14	0	13
Stolen Property Offenses	0	1	4	1	12	2	4
Theft from Building	12	6	28	2	31	0	18
Theft from Coin-operated Machine	0	0	0	0	0	0	0
Theft from Motor Vehicle	5	12	11	5	16	4	8
Theft of Motor Vehicle Parts or Accessories	2	4	4	1	8	0	3
All Other Offenses	8	13	22	5	30	2	26
Total	90	122	188	45	254	17	185



# CRIME BY NEIGHBORHOOD

## Person

2024

	Chateau	Crafton Heights	Crawford-Roberts	Duquesne Heights	East Allegheny	East Carnegie	East Hills
Aggravated Assault	5	19	12	1	14	0	23
Forcible Rape	4	1	2	1	1	0	0
Human Trafficking	0	0	0	0	0	0	0
Intimidation	16	31	41	8	31	2	26
Kidnapping/Abduction	0	2	0	0	1	0	3
Murder & Nonnegligent Manslaughter	1	0	1	1	0	0	1
Negligent Manslaughter	0	0	0	0	0	0	0
Rape	16	3	2	1	4	0	1
Simple Assault	25	34	40	10	63	6	44
Total	67	90	98	22	114	8	98

## Society

2024

	Chateau	Crafton Heights	Crawford-Roberts	Duquesne Heights	East Allegheny	East Carnegie	East Hills
Assisting or Promoting Prostitution	0	0	1	0	0	0	0
Curfew/Loitering/Vagrancy Violations	0	3	0	0	1	0	3
Disorderly Conduct	20	9	26	6	27	2	17
Driving Under the Influence	12	4	1	10	7	0	3
Drug Equipment Violations	4	3	61	1	92	0	9
Drug/Narcotic Violations	14	13	61	1	178	0	26
Drunkenness	7	2	7	0	10	0	3
Family Offenses, Nonviolent	3	3	3	1	0	0	5
Liquor Law Violations	0	0	0	0	0	0	0
Peeping Tom	0	0	0	0	0	0	0
Pornography/Obscene Material	0	0	1	0	0	0	1
Prostitution	0	0	1	0	0	0	0
Trespass of Real Property	4	6	6	2	24	0	10
Weapon Law Violations	2	7	6	0	14	0	22
Total	66	50	174	21	353	2	99

# CRIME BY NEIGHBORHOOD

## Property & Other

2024

	East Liberty	Elliott	Esplen	Fairywood	Fineview	Friendship	Garfield
All Other Larceny	44	11	2	3	7	4	13
Arson	9	2	0	0	0	0	2
Bad Checks	2	3	0	0	0	0	1
Burglary/Breaking & Entering	23	9	1	1	5	2	7
Counterfeiting/ Forgery	8	1	0	0	0	0	1
Credit Card/ ATM Fraud	14	3	1	2	3	4	10
Damage/Vandalism of Property	83	29	5	6	10	17	63
Embezzlement	0	0	0	0	0	0	0
Extortion/Blackmail	1	0	0	0	0	0	0
False Pretenses/Swindle/ Confidence Game	15	3	0	2	2	3	7
Hacking/Computer Invasion	0	0	0	0	0	0	0
Impersonation	8	4	0	2	3	0	3
Motor Vehicle Theft	42	9	4	4	0	5	18
Pocket-Picking	1	0	0	0	0	0	0
Purse-snatching	1	0	0	0	0	1	0
Robbery	17	1	0	0	1	1	5
Shoplifting	132	2	0	0	0	12	5
Stolen Property Offenses	9	2	0	0	0	1	3
Theft from Building	57	12	3	3	5	7	18
Theft from Coin- operated Machine	0	0	0	0	0	0	0
Theft from Motor Vehicle	26	14	1	2	2	8	8
Theft of Motor Vehicle Parts or Accessories	14	4	2	0	1	4	4
All Other Offenses	51	16	4	6	4	6	22
Total	566	125	23	31	43	75	190

# CRIME BY NEIGHBORHOOD

## Person

2024

	East Liberty	Elliott	Esplen	Fairywood	Fineview	Friendship	Garfield
Aggravated Assault	21	10	2	7	11	1	11
Forcible Rape	1	0	0	0	0	0	1
Human Trafficking	0	0	0	0	0	0	0
Intimidation	67	26	4	5	8	9	23
Kidnapping/Abduction	2	0	0	1	0	0	0
Murder & Nonnegligent Manslaughter	1	0	0	1	0	0	0
Negligent Manslaughter	0	0	0	0	0	0	0
Rape	4	1	0	0	0	0	0
Simple Assault	50	30	2	5	20	8	37
Total	146	67	8	19	39	18	72

## Society

2024

	East Liberty	Elliott	Esplen	Fairywood	Fineview	Friendship	Garfield
Assisting or Promoting Prostitution	0	0	0	0	0	0	0
Curfew/Loitering/Vagrancy Violations	1	1	0	0	0	1	1
Disorderly Conduct	45	8	1	1	2	3	17
Driving Under the Influence	2	3	0	1	2	2	1
Drug Equipment Violations	15	5	0	0	5	0	4
Drug/Narcotic Violations	26	10	0	0	15	0	13
Drunkenness	8	1	0	0	1	1	3
Family Offenses, Nonviolent	4	0	0	2	1	0	2
Liquor Law Violations	0	0	0	0	0	0	0
Peeping Tom	0	0	0	0	0	0	1
Pornography/Obscene Material	1	0	0	0	0	0	0
Prostitution	0	0	0	0	0	0	0
Trespass of Real Property	33	7	1	0	0	2	3
Weapon Law Violations	6	4	0	0	1	0	10
Total	141	39	2	4	27	9	55

# CRIME BY NEIGHBORHOOD

## Property & Other

2024

	Glen Hazel	Greenfield	Hays	Hazelwood	Highland Park	Homewood North	Homewood South
All Other Larceny	2	20	1	31	23	17	19
Arson	1	0	0	3	0	3	3
Bad Checks	0	1	0	0	1	0	0
Burglary/Breaking & Entering	4	5	0	26	3	11	18
Counterfeiting/ Forgery	0	8	0	4	12	1	0
Credit Card/ ATM Fraud	6	10	1	9	13	4	9
Damage/Vandalism of Property	9	31	3	64	34	40	56
Embezzlement	0	0	0	0	0	0	0
Extortion/Blackmail	0	1	0	1	1	1	1
False Pretenses/Swindle/ Confidence Game	1	13	0	9	12	3	4
Hacking/Computer Invasion	0	0	0	1	1	1	1
Impersonation	3	8	2	9	5	4	8
Motor Vehicle Theft	2	19	0	21	17	21	21
Pocket-Picking	0	0	0	0	1	0	0
Purse-snatching	0	0	0	1	0	0	0
Robbery	0	2	0	5	6	12	9
Shoplifting	0	6	0	4	0	1	0
Stolen Property Offenses	0	0	0	2	1	9	16
Theft from Building	9	14	1	18	16	14	23
Theft from Coin-operated Machine	0	0	0	0	0	0	0
Theft from Motor Vehicle	0	14	1	9	25	7	2
Theft of Motor Vehicle Parts or Accessories	0	11	1	8	7	3	5
All Other Offenses	3	9	2	34	18	44	49
Total	40	172	12	259	196	196	244

# CRIME BY NEIGHBORHOOD

## Person

2024

	Glen Hazel	Greenfield	Hays	Hazelwood	Highland Park	Homewood North	Homewood South
Aggravated Assault	2	6	3	7	8	23	29
Forcible Rape	0	0	0	1	1	0	3
Human Trafficking	0	0	0	0	0	0	0
Intimidation	8	27	4	49	13	50	45
Kidnapping/Abduction	1	2	0	0	0	2	0
Murder & Nonnegligent Manslaughter	0	0	0	0	0	2	0
Negligent Manslaughter	0	0	0	0	0	0	0
Rape	1	0	0	3	2	1	1
Simple Assault	15	25	7	58	24	53	67
Total	27	60	14	118	48	131	145

## Society

2024

	Glen Hazel	Greenfield	Hays	Hazelwood	Highland Park	Homewood North	Homewood South
Assisting or Promoting Prostitution	0	0	0	0	0	0	1
Curfew/Loitering/Vagrancy Violations	0	2	0	3	1	1	2
Disorderly Conduct	4	21	1	36	20	13	30
Driving Under the Influence	0	7	1	3	6	0	5
Drug Equipment Violations	0	3	1	4	3	29	34
Drug/Narcotic Violations	0	6	1	11	10	32	57
Drunkenness	0	9	1	5	0	1	5
Family Offenses, Nonviolent	0	2	0	6	2	4	2
Liquor Law Violations	0	0	0	0	0	0	0
Peeping Tom	0	0	0	0	0	0	0
Pornography/Obscene Material	0	0	0	0	0	2	0
Prostitution	0	0	0	0	0	0	0
Trespass of Real Property	2	7	0	12	5	15	7
Weapon Law Violations	0	1	0	10	6	28	44
Total	6	58	5	90	53	125	187

# CRIME BY NEIGHBORHOOD

## Property & Other

2024

	Homewood West	Knoxville	Larimer	Lincoln Place	Lincoln- Lemington- Belmar	Lincoln- Lemington- Belmar	Lower Lawrenceville
All Other Larceny	4	21	9	6	10	17	10
Arson	2	9	0	0	1	0	0
Bad Checks	1	1	0	0	0	1	1
Burglary/Breaking & Entering	7	38	15	4	10	12	7
Counterfeiting/ For gery	0	0	0	1	0	3	1
Credit Card/ ATM Fraud	3	12	6	2	2	8	6
Damage/Vandalism of Property	16	57	32	11	23	34	16
Embezzlement	0	0	0	0	0	0	0
Extortion/Blackmail	0	0	0	2	0	0	1
False Pretenses/Swindle/ Confidence Game	0	8	0	2	6	0	7
Hacking/Computer Invasion	0	0	0	0	0	0	1
Impersonation	2	5	6	2	3	3	1
Motor Vehicle Theft	7	33	17	3	20	8	16
Pocket-Picking	0	0	0	0	0	0	0
Purse-snatching	1	1	0	0	0	1	0
Robbery	5	16	9	4	4	7	1
Shoplifting	2	1	0	1	11	61	4
Stolen Property Offenses	3	14	7	1	1	2	1
Theft from Building	4	26	19	9	9	18	13
Theft from Coin- operated Machine	0	0	0	0	0	0	0
Theft from Motor Vehicle	5	17	4	5	3	4	7
Theft of Motor Vehicle Parts or Accessories	2	10	6	2	2	2	3
All Other Offenses	6	51	17	11	14	24	4
Total	70	320	147	66	119	205	100

# CRIME BY NEIGHBORHOOD

## Person

2024

	Homewood West	Knoxville	Larimer	Lincoln Place	Lincoln- Lemington- Belmar	Lincoln- Lemington- Belmar	Lower Lawrenceville
Aggravated Assault	3	23	9	3	7	16	5
Forcible Rape	0	0	0	1	1	2	0
Human Trafficking	0	0	0	0	0	0	0
Intimidation	9	64	34	9	8	25	7
Kidnapping/Abduction	1	5	0	0	0	0	1
Murder & Nonnegligent Manslaughter	1	1	3	0	0	0	0
Negligent Manslaughter	0	0	0	0	0	0	0
Rape	2	1	1	1	0	1	0
Simple Assault	19	72	45	14	20	42	11
Total	35	166	92	28	36	86	24

## Society

2024

	Homewood West	Knoxville	Larimer	Lincoln Place	Lincoln- Lemington- Belmar	Lincoln- Lemington- Belmar	Lower Lawrenceville
Assisting or Promoting Prostitution	0	0	0	0	0	0	0
Curfew/Loitering/Vagrancy Violations	0	4	0	2	0	0	0
Disorderly Conduct	4	20	18	5	10	23	1
Driving Under the Influence	0	5	3	3	0	1	3
Drug Equipment Violations	4	20	4	0	3	5	0
Drug/Narcotic Violations	7	61	18	0	11	9	1
Drunkenness	1	0	2	1	2	2	0
Family Offenses, Nonviolent	0	5	1	0	1	2	4
Liquor Law Violations	0	0	0	0	0	0	0
Peeping Tom	0	0	0	1	0	0	0
Pornography/Obscene Material	0	0	0	0	0	0	0
Prostitution	0	0	0	0	0	0	0
Trespass of Real Property	3	14	6	1	2	14	2
Weapon Law Violations	4	35	16	1	7	12	0
Total	23	164	68	14	36	68	11

# CRIME BY NEIGHBORHOOD

## Property & Other

2024

	Manchester	Marshall-Shadeland	Middle Hill	Morningside	Mount Oliver	Mount Washington	New Homestead
All Other Larceny	8	19	8	8	3	23	3
Arson	1	0	0	0	0	0	0
Bad Checks	0	1	0	0	0	2	0
Burglary/Breaking & Entering	9	18	12	3	3	12	0
Counterfeiting/ Forgery	0	0	0	3	0	0	1
Credit Card/ ATM Fraud	4	14	5	5	1	16	3
Damage/Vandalism of Property	24	43	29	15	8	72	2
Embezzlement	0	0	0	0	0	0	0
Extortion/Blackmail	0	0	0	0	0	0	1
False Pretenses/Swindle/ Confidence Game	1	8	3	4	2	6	3
Hacking/Computer Invasion	0	0	0	0	0	0	0
Impersonation	1	6	6	1	0	11	1
Motor Vehicle Theft	11	12	15	7	2	43	0
Pocket-Picking	1	0	0	0	0	1	0
Purse-snatching	0	1	0	0	0	0	0
Robbery	4	7	1	0	0	5	0
Shoplifting	0	10	4	3	0	8	0
Stolen Property Offenses	2	3	5	0	0	7	0
Theft from Building	22	23	16	7	3	17	0
Theft from Coin-operated Machine	0	0	0	0	0	0	0
Theft from Motor Vehicle	8	8	5	11	1	35	0
Theft of Motor Vehicle Parts or Accessories	2	4	4	5	3	23	0
All Other Offenses	8	20	21	0	3	32	0
Total	106	197	134	72	29	313	14



# CRIME BY NEIGHBORHOOD

## Person

2024

	Manchester	Marshall-Shadeland	Middle Hill	Morningside	Mount Oliver	Mount Washington	New Homestead
Aggravated Assault	7	30	12	2	2	21	0
Forcible Rape	0	1	1	0	0	1	0
Human Trafficking	0	0	0	0	0	0	0
Intimidation	14	42	22	13	1	45	6
Kidnapping/Abduction	0	1	3	0	0	3	0
Murder & Nonnegligent Manslaughter	0	1	2	0	0	0	0
Negligent Manslaughter	0	0	0	0	0	0	0
Rape	2	3	0	2	0	1	0
Simple Assault	15	65	45	5	8	65	3
Total	38	143	85	22	12	136	9

## Society

2024

	Manchester	Marshall-Shadeland	Middle Hill	Morningside	Mount Oliver	Mount Washington	New Homestead
Assisting or Promoting Prostitution	0	0	0	0	0	0	0
Curfew/Loitering/Vagrancy Violations	0	1	2	0	0	3	0
Disorderly Conduct	4	22	15	2	7	44	0
Driving Under the Influence	1	20	6	3	0	16	1
Drug Equipment Violations	2	7	14	0	0	8	0
Drug/Narcotic Violations	13	31	57	2	0	21	0
Drunkenness	2	4	3	0	0	10	0
Family Offenses, Nonviolent	0	3	3	2	1	1	0
Liquor Law Violations	0	0	0	0	0	0	0
Peeping Tom	0	0	0	0	0	0	0
Pornography/Obscene Material	0	0	0	1	0	2	0
Prostitution	0	0	0	0	0	0	0
Trespass of Real Property	3	11	7	3	5	20	0
Weapon Law Violations	3	23	14	0	0	5	1
Total	28	122	121	13	13	130	2

# CRIME BY NEIGHBORHOOD

## Property & Other

2024

	North Oakland	North Shore	Northview Heights	Oakwood	Overbrook	Perry North	Perry South
All Other Larceny	32	43	6	2	8	8	11
Arson	0	6	1	0	1	2	1
Bad Checks	0	2	0	0	1	0	1
Burglary/Breaking & Entering	8	5	6	0	6	7	12
Counterfeiting/ For gery	3	1	0	0	0	0	0
Credit Card/ ATM Fraud	12	18	3	0	5	4	9
Damage/Vandalism of Property	24	38	13	4	21	26	40
Embezzlement	0	0	0	0	0	0	0
Extortion/Blackmail	2	0	0	1	1	1	0
False Pretenses/Swindle/ Confidence Game	15	4	2	0	5	5	9
Hacking/Computer Invasion	0	0	0	0	0	0	0
Impersonation	2	5	1	1	5	4	4
Motor Vehicle Theft	10	7	4	6	20	10	15
Pocket-Picking	0	6	0	0	0	0	0
Purse-snatching	0	0	0	0	0	0	1
Robbery	4	4	0	0	1	3	3
Shoplifting	53	7	0	0	0	0	0
Stolen Property Offenses	1	2	6	0	4	2	8
Theft from Building	48	23	8	0	16	11	21
Theft from Coin- operated Machine	0	0	0	0	0	0	0
Theft from Motor Vehicle	4	58	1	3	8	10	9
Theft of Motor Vehicle Parts or Accessories	3	17	0	1	7	4	3
All Other Offenses	14	4	11	1	7	7	20
Total	235	250	62	19	116	104	167

# CRIME BY NEIGHBORHOOD

## Person

2024

	North Oakland	North Shore	Northview Heights	Oakwood	Overbrook	Perry North	Perry South
Aggravated Assault	4	14	11	1	4	10	16
Forcible Rape	0	0	2	0	1	0	0
Human Trafficking	0	0	0	0	0	0	0
Intimidation	10	21	23	4	14	20	39
Kidnapping/Abduction	0	0	0	0	0	1	0
Murder & Nonnegligent Manslaughter	0	0	0	0	2	0	0
Negligent Manslaughter	0	0	0	0	0	0	1
Rape	2	2	0	0	0	1	1
Simple Assault	20	56	45	4	17	32	39
Total	36	93	81	9	38	64	96

## Society

2024

	North Oakland	North Shore	Northview Heights	Oakwood	Overbrook	Perry North	Perry South
Assisting or Promoting Prostitution	0	0	0	0	5	0	0
Curfew/Loitering/Vagrancy Violations	0	0	0	1	0	1	2
Disorderly Conduct	16	52	20	3	11	7	20
Driving Under the Influence	4	8	4	4	1	4	5
Drug Equipment Violations	0	8	5	0	1	4	8
Drug/Narcotic Violations	3	7	17	0	2	7	33
Drunkenness	3	37	4	0	1	2	4
Family Offenses, Nonviolent	0	1	7	0	0	3	3
Liquor Law Violations	0	0	0	0	0	0	0
Peeping Tom	1	0	0	0	0	0	0
Pornography/Obscene Material	0	0	2	0	0	0	0
Prostitution	0	0	0	0	0	0	0
Trespass of Real Property	8	25	4	0	6	6	9
Weapon Law Violations	1	3	22	0	3	11	19
Total	36	141	85	8	30	45	103

# CRIME BY NEIGHBORHOOD

## Property & Other

2024

	Point Breeze	Point Breeze N.	Polish Hill	Regent Square	Ridgemont	Saint Clair	Shadyside
All Other Larceny	13	14	7	2	0	0	63
Arson	2	0	0	0	0	0	1
Bad Checks	0	0	1	0	1	0	4
Burglary/Breaking & Entering	7	5	5	1	0	0	23
Counterfeiting/ Forgery	6	4	0	1	0	0	14
Credit Card/ ATM Fraud	12	9	3	0	0	0	26
Damage/Vandalism of Property	32	39	9	15	2	1	79
Embezzlement	0	0	0	0	0	0	0
Extortion/Blackmail	0	1	0	0	0	0	0
False Pretenses/Swindle/ Confidence Game	13	10	3	1	0	0	22
Hacking/Computer Invasion	1	0	0	0	0	0	0
Impersonation	4	1	1	0	1	0	9
Motor Vehicle Theft	11	10	7	2	0	1	33
Pocket-Picking	0	0	0	0	0	0	2
Purse-snatching	0	0	0	0	0	0	0
Robbery	4	3	1	0	0	0	3
Shoplifting	23	11	1	0	0	0	251
Stolen Property Offenses	1	2	1	0	0	1	1
Theft from Building	14	11	3	0	2	1	59
Theft from Coin-operated Machine	0	0	0	0	0	0	0
Theft from Motor Vehicle	18	7	3	1	0	1	51
Theft of Motor Vehicle Parts or Accessories	14	5	1	6	0	0	40
All Other Offenses	12	6	5	1	2	0	29
Total	187	138	51	30	8	5	710

# CRIME BY NEIGHBORHOOD

## Person

2024

	Point Breeze	Point Breeze N.	Polish Hill	Regent Square	Ridgemont	Saint Clair	Shadyside
Aggravated Assault	2	2	5	0	1	0	11
Forcible Rape	0	0	1	0	0	0	1
Human Trafficking	0	0	0	0	0	0	0
Intimidation	6	18	3	1	1	2	46
Kidnapping/Abduction	0	1	0	1	0	0	0
Murder & Nonnegligent Manslaughter	0	0	0	0	0	0	1
Negligent Manslaughter	0	0	0	0	0	0	0
Rape	1	0	0	1	1	0	5
Simple Assault	8	13	7	1	0	3	49
Total	17	34	16	4	3	5	113

## Society

2024

	Point Breeze	Point Breeze N.	Polish Hill	Regent Square	Ridgemont	Saint Clair	Shadyside
Assisting or Promoting Prostitution	0	4	0	0	0	0	0
Curfew/Loitering/Vagrancy Violations	0	1	1	0	0	0	5
Disorderly Conduct	12	13	6	2	0	0	41
Driving Under the Influence	2	1	2	0	2	0	3
Drug Equipment Violations	2	6	0	0	0	1	9
Drug/Narcotic Violations	0	9	0	0	0	2	3
Drunkenness	0	2	5	0	0	0	9
Family Offenses, Nonviolent	0	0	0	0	0	0	2
Liquor Law Violations	0	0	0	0	0	0	2
Peeping Tom	0	0	0	0	0	0	0
Pornography/Obscene Material	0	1	0	0	0	0	1
Prostitution	0	4	0	0	0	0	0
Trespass of Real Property	9	4	4	0	1	1	25
Weapon Law Violations	2	2	0	1	0	1	3
Total	27	47	18	3	3	5	103

# CRIME BY NEIGHBORHOOD

## Property & Other

2024

	Sheraden	South Oakland	South Side Flats	South Side Slopes	Southshore	Spring Garden	Spring Hill–City View
All Other Larceny	26	21	89	19	5	3	6
Arson	1	1	9	1	0	0	0
Bad Checks	1	0	0	0	0	0	0
Burglary/Breaking & Entering	20	13	41	11	0	1	17
Counterfeiting/ For gery	0	1	8	0	0	0	0
Credit Card/ ATM Fraud	15	5	35	10	3	1	2
Damage/Vandalism of Property	88	25	118	37	9	6	34
Embezzlement	0	0	2	0	0	0	0
Extortion/Blackmail	0	2	1	0	0	0	0
False Pretenses/Swindle/ Confidence Game	3	2	22	5	3	0	0
Hacking/Computer Invasion	0	0	0	0	0	0	0
Impersonation	7	2	20	3	1	0	5
Motor Vehicle Theft	64	4	44	18	1	4	8
Pocket-Picking	0	0	1	0	0	0	0
Purse-snatching	1	0	0	0	0	0	0
Robbery	6	2	22	4	2	0	4
Shoplifting	2	1	105	0	0	1	0
Stolen Property Offenses	6	1	18	2	0	1	3
Theft from Building	30	20	88	16	6	4	11
Theft from Coin- operated Machine	0	0	0	0	0	0	0
Theft from Motor Vehicle	12	11	85	21	1	2	4
Theft of Motor Vehicle Parts or Accessories	5	13	37	13	1	2	5
All Other Offenses	31	11	89	11	7	1	15
Total	318	135	834	171	39	26	114

# CRIME BY NEIGHBORHOOD

## Person

2024

	Sheraden	South Oakland	South Side Flats	South Side Slopes	Southshore	Spring Garden	Spring Hill–City View
Aggravated Assault	31	7	55	6	2	2	7
Forcible Rape	2	5	4	0	0	0	0
Human Trafficking	0	0	0	0	0	0	0
Intimidation	49	13	81	15	8	8	26
Kidnapping/Abduction	4	3	1	0	0	0	0
Murder & Nonnegligent Manslaughter	1	0	1	2	1	0	0
Negligent Manslaughter	0	0	3	0	3	0	1
Rape	3	3	4	0	0	0	0
Simple Assault	72	18	147	30	11	7	28
Total	162	49	296	53	25	17	62

## Society

2024

	Sheraden	South Oakland	South Side Flats	South Side Slopes	Southshore	Spring Garden	Spring Hill–City View
Assisting or Promoting Prostitution	0	0	0	0	0	0	0
Curfew/Loitering/Vagrancy Violations	2	1	5	0	0	0	2
Disorderly Conduct	15	13	132	10	10	5	7
Driving Under the Influence	3	13	22	14	12	1	4
Drug Equipment Violations	1	3	101	6	0	3	5
Drug/Narcotic Violations	5	3	218	19	2	6	22
Drunkenness	5	4	64	2	3	0	1
Family Offenses, Nonviolent	4	0	2	2	0	2	4
Liquor Law Violations	0	0	2	1	0	0	0
Peeping Tom	0	0	0	0	0	0	0
Pornography/Obscene Material	0	1	0	2	0	0	0
Prostitution	0	0	0	0	0	0	0
Trespass of Real Property	15	11	80	8	4	2	5
Weapon Law Violations	13	0	110	5	1	3	13
Total	63	49	736	69	32	22	63

# CRIME BY NEIGHBORHOOD

## Property & Other

2024

	Squirrel Hill North	Squirrel Hill South	Stanton Heights	Strip District	Summer Hill	Swisshelm Park	Terrace Village
All Other Larceny	24	53	11	19	3	2	8
Arson	1	0	1	2	0	0	0
Bad Checks	2	3	0	1	0	0	0
Burglary/Breaking & Entering	10	17	2	12	0	2	9
Counterfeiting/ Forgery	7	22	3	2	0	2	0
Credit Card/ ATM Fraud	20	20	7	10	0	4	4
Damage/Vandalism of Property	29	98	11	38	2	5	35
Embezzlement	0	1	0	0	0	0	0
Extortion/Blackmail	4	2	0	0	0	0	1
False Pretenses/Swindle/ Confidence Game	16	28	4	7	0	0	2
Hacking/Computer Invasion	2	0	0	0	0	0	0
Impersonation	14	15	4	4	1	3	1
Motor Vehicle Theft	11	16	8	7	0	0	15
Pocket-Picking	0	1	0	0	0	0	0
Purse-snatching	0	2	1	0	0	0	0
Robbery	1	4	1	1	0	0	1
Shoplifting	4	29	0	9	0	0	1
Stolen Property Offenses	2	2	0	2	0	0	2
Theft from Building	20	42	3	33	2	2	12
Theft from Coin-operated Machine	0	0	0	0	0	0	0
Theft from Motor Vehicle	9	24	13	22	0	3	9
Theft of Motor Vehicle Parts or Accessories	7	21	5	8	1	2	10
All Other Offenses	25	30	3	13	8	3	13
Total	208	430	77	190	17	28	123



# CRIME BY NEIGHBORHOOD

## Person

2024

	Squirrel Hill North	Squirrel Hill South	Stanton Heights	Strip District	Summer Hill	Swisshelm Park	Terrace Village
Aggravated Assault	1	8	1	5	0	0	8
Forcible Rape	1	1	0	0	0	0	1
Human Trafficking	0	0	0	0	0	0	0
Intimidation	16	69	6	13	7	3	23
Kidnapping/Abduction	0	1	0	0	0	0	2
Murder & Nonnegligent Manslaughter	0	0	0	0	0	0	0
Negligent Manslaughter	0	0	0	0	0	0	0
Rape	0	2	0	2	0	0	2
Simple Assault	8	44	10	22	3	2	28
Total	26	125	17	42	10	5	64

## Society

2024

	Squirrel Hill North	Squirrel Hill South	Stanton Heights	Strip District	Summer Hill	Swisshelm Park	Terrace Village
Assisting or Promoting Prostitution	0	0	0	0	0	0	0
Curfew/Loitering/Vagrancy Violations	3	5	0	0	1	0	0
Disorderly Conduct	22	40	5	13	0	0	12
Driving Under the Influence	7	10	1	4	0	0	2
Drug Equipment Violations	3	1	0	2	0	0	1
Drug/Narcotic Violations	3	5	0	6	2	0	2
Drunkenness	1	6	2	1	0	0	0
Family Offenses, Nonviolent	0	0	0	1	0	0	2
Liquor Law Violations	0	0	0	0	0	0	0
Peeping Tom	0	0	0	0	0	0	0
Pornography/Obscene Material	1	0	0	0	0	0	2
Prostitution	0	0	0	0	0	0	0
Trespass of Real Property	13	15	4	7	2	1	7
Weapon Law Violations	3	3	1	2	0	0	3
Total	56	85	13	36	5	1	31

# CRIME BY NEIGHBORHOOD

## Property & Other

2024

	Troy Hill	Upper Hill	Upper Lawrenceville	West End	West Oakland	Westwood	Windgap
All Other Larceny	16	6	5	2	11	7	3
Arson	0	0	0	0	1	0	0
Bad Checks	0	0	0	0	1	0	0
Burglary/Breaking & Entering	8	6	8	1	1	4	3
Counterfeiting/ Forgery	0	0	0	0	0	2	0
Credit Card/ ATM Fraud	1	1	4	2	2	6	1
Damage/Vandalism of Property	29	14	15	4	16	11	10
Embezzlement	0	0	0	0	0	0	0
Extortion/Blackmail	0	0	0	1	0	0	0
False Pretenses/Swindle/ Confidence Game	0	3	7	4	4	3	0
Hacking/Computer Invasion	0	0	0	0	0	0	0
Impersonation	3	1	3	3	2	5	1
Motor Vehicle Theft	10	8	5	2	8	6	6
Pocket-Picking	0	0	0	0	0	0	0
Purse-snatching	0	0	0	0	0	0	0
Robbery	6	2	1	1	1	1	2
Shoplifting	0	0	11	0	0	3	0
Stolen Property Offenses	1	1	0	0	0	1	0
Theft from Building	19	8	3	3	2	7	3
Theft from Coin-operated Machine	0	0	0	0	0	0	0
Theft from Motor Vehicle	8	7	5	1	1	18	4
Theft of Motor Vehicle Parts or Accessories	10	0	1	0	2	3	0
All Other Offenses	9	2	3	9	9	10	7
Total	120	59	71	33	61	87	40

# CRIME BY NEIGHBORHOOD

## Person

2024

	Troy Hill	Upper Hill	Upper Lawrenceville	West End	West Oakland	Westwood	Windgap
Aggravated Assault	3	9	2	1	9	1	2
Forcible Rape	1	1	1	0	3	1	0
Human Trafficking	0	1	0	0	0	0	0
Intimidation	19	5	14	9	6	9	8
Kidnapping/Abduction	0	2	0	2	2	0	0
Murder & Nonnegligent Manslaughter	1	0	0	1	0	0	0
Negligent Manslaughter	0	0	0	0	0	0	0
Rape	0	0	0	0	3	0	1
Simple Assault	28	19	13	4	15	9	12
Total	52	37	30	17	38	20	23

## Society

2024

	Troy Hill	Upper Hill	Upper Lawrenceville	West End	West Oakland	Westwood	Windgap
Assisting or Promoting Prostitution	0	0	0	0	0	0	0
Curfew/Loitering/Vagrancy Violations	0	0	1	0	0	0	0
Disorderly Conduct	6	4	7	3	12	4	6
Driving Under the Influence	9	0	2	5	0	5	3
Drug Equipment Violations	6	0	0	0	0	2	0
Drug/Narcotic Violations	8	0	0	2	0	2	8
Drunkenness	1	2	2	0	0	0	0
Family Offenses, Nonviolent	1	0	0	0	0	1	0
Liquor Law Violations	0	0	0	0	0	0	0
Peeping Tom	0	0	0	1	0	0	0
Pornography/Obscene Material	0	0	0	0	0	0	0
Prostitution	0	0	0	0	0	0	0
Trespass of Real Property	7	2	3	1	3	3	1
Weapon Law Violations	1	3	0	0	1	0	2
Total	39	11	15	12	16	17	20

# Acknowledgements

**Annual Statistical Report**

**2024**

## **Crime Analysis Unit**

Dr. Heath C. Johnson, Hannah Geczi, Garrett Jeanes,  
Samuel Richards, & Madison Cowher

With special thanks to:

Erin Frank, Domestic Violence Crime Analyst

Cara Cruz, Public Information Officer  
Tricia Adamczyk, Social Media Specialist

Margaret Knisely, Administrative Specialist  
Nora Bolla, Administrative Specialist  
Theresa Cummings, Administrative Specialist  
Natalie Coleman, Administrative Specialist  
Michele Buzard, Office Manager  
Kauthar Abdul-Hakim, Administrative Assistant  
Fiona Kelman, Department Business Administrator

Paula Kellerman, Human Resources & Civil Service

Margaret Vitale, Paralegal & Claims Administrator,  
City of Pittsburgh Department of Law