





### Horace Mann School Site - Current Zoning

-  Local Neighborhood Commercial
-  Residential Single-Unit Detached High-Density
-  Residential Single-Unit Attached Very High-Density

-  Parcels
-  Affected Parcels

0 100 200  
Feet

CITY OF PITTSBURGH  
JULY 2025