

**2.BDA-2025-10535**

933 Liberty Avenue

Penn-Liberty Historic District

Downtown Neighborhood

**Window replacement**



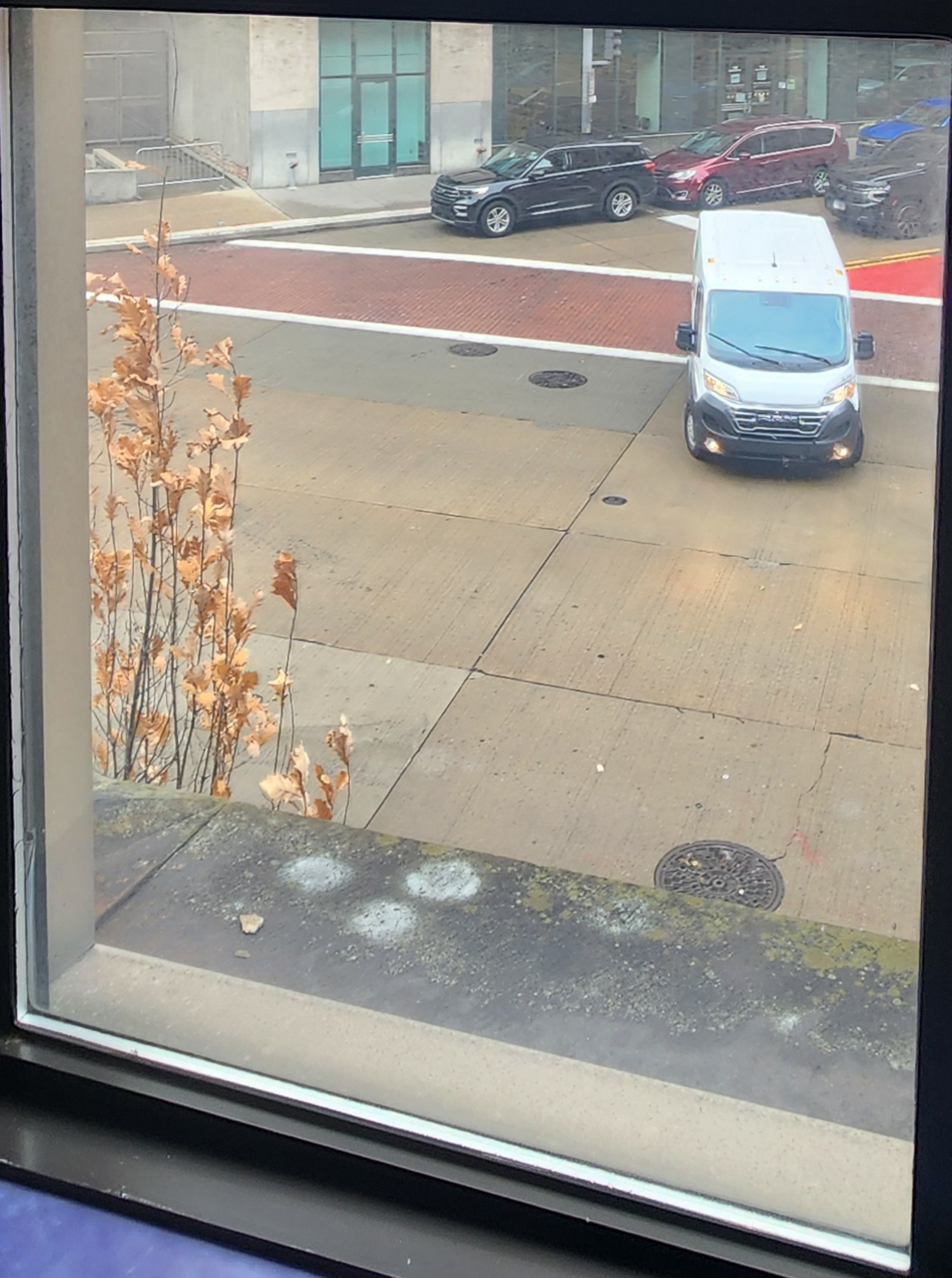
R  
933




























2921 McBride Court  
 Hamilton , OH 45011  
 USA  
 PH: 513-772-2247  
 FX: 513-772-0364  
 www.vinylmax.com

**ORDER:** Q-062158  
**ORDER DATE:** 9/17/2025  
**ORDER CONTACT:** 203SA

## QUOTE

### INVOICE INFORMATION

Alside Supply  
 Associated Materials Inc./ Attn: Accts Payable  
 3773 State Rd  
 Cuyahoga Falls, OH 44223

### SHIPPING INFORMATION


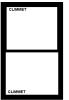
Alside Supply [Pittsburgh - 139]  
 Alside Supply 139 Pittsburgh  
 292 Corliss Street  
 Pittsburgh, PA 15220

### SHIP VIA:


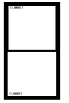
\*\*\*\*\*  
 Thank you for the opportunity to quote the windows below. This quote has been prepared for the products, options, quantities and shipping location **as listed**. Any error, omission or revision in the description of the products, options, quantities or location may result in different prices. This quote is valid for 30 days from time of issue.  
 \*\*\*\*\*





ORDER	ORDER DATE	PO NUMBER	PAINT PO	CUSTOMER REF	TERMS
Q-062158	9/17/2025	Q/9/17/25			Net 30 Days

ITEM	DESCRIPTION	QTY	SIZE	PRICE	TOTAL
1	4700 Vero Double Hung  Exact Size, White / Black Lami, rTPS Spacer, ClimaTech TG2, Obscure, Head Expander, Sill Extender, Full FlexScreen - FlexView Clean & Clear Mesh, Vero Standard Lock, Install Location=[5th F Hall *East]  U-Value = 0.24, SHGC = 0.26, VLT = 0.49, AL <= 0.3 Energy Star Zones: NORTH CENTRAL Clear Opening: 29 W - 19.125 H - 3.85 SqFt	1	33 1/2 W X 52 1/2 H		
2	4700 Vero Double Hung  Exact Size, White / Black Lami, rTPS Spacer, Special - Dual Pane=[Lami glass], Tempered, Head Expander, Sill Extender, Half FlexScreen - FlexView Clean & Clear Mesh, Vero Standard Lock, Single Lock below 27 - Uncheck for dual locks  U-Value = 0, SHGC = 0, VLT = 0, AL <= 0.3 Energy Star Zones: N/A Clear Opening: 19.5 W - 15.8125 H - 2.14 SqFt	1	24 W X 42 1/2 H		
3	4700 Vero Double Hung  Exact Size, White / Black Lami, rTPS Spacer, ClimaTech TG2, Obscure, Head Expander, Sill Extender, Full FlexScreen - FlexView Clean & Clear Mesh, Vero Standard Lock, Install Location=[5th F Waiting]  U-Value = 0.24, SHGC = 0.26, VLT = 0.49, AL <= 0.3 Energy Star Zones: NORTH CENTRAL Clear Opening: 29 W - 17.875 H - 3.59 SqFt	1	33 1/2 W X 50 H		





ITEM	DESCRIPTION	QTY	SIZE	PRICE	TOTAL
4	4700 Vero Double Hung	3	39 3/4 W X 69 1/4 H		
	Exact Size, White / Black Lami, rTPS Spacer, ClimaTech TG2, Head Expander, Sill Extender, Full FlexScreen - FlexView Clean & Clear Mesh, Vero Standard Lock, Install Location=[5th F Stairs *N]				
	U-Value = 0.19, SHGC = 0.24, VLT = 0.42, AL <= 0.3				
	Energy Star Zones: NORTHERN & NORTH CENTRAL MEETS EGRESS				
	Clear Opening: 35.25 W - 27.5 H - 6.73 SqFt - MEETS EGRESS				
5	Vero MU Twin Double Hung	1	63 1/4 W X 71 H		
	Exact Size, Factory Mull, White / Black Lami, Head Expander, Sill Extender, Install Location=[4th Floor]				
5.1	4700 Vero Double Hung	1	31 3/8 W X 71 H		
	Exact Size, White / Black Lami, rTPS Spacer, ClimaTech TG2, Obscure, Full FlexScreen - FlexView Clean & Clear Mesh, Vero Standard Lock				
	U-Value = 0.24, SHGC = 0.26, VLT = 0.49, AL <= 0.3				
	Energy Star Zones: NORTH CENTRAL				
	Clear Opening: 26.875 W - 28.375 H - 5.29 SqFt				
5.2	4700 Vero Double Hung	1	31 3/8 W X 71 H		
	Exact Size, White / Black Lami, rTPS Spacer, ClimaTech TG2, Obscure, Full FlexScreen - FlexView Clean & Clear Mesh, Vero Standard Lock				
	U-Value = 0.24, SHGC = 0.26, VLT = 0.49, AL <= 0.3				
	Energy Star Zones: NORTH CENTRAL				
	Clear Opening: 26.875 W - 28.375 H - 5.29 SqFt				
5.3	Vertical Mullion	1	1/2 W X 71 H		
	Factory Mull, White / Black Lami				
6	4700 Vero Double Hung	1	33 W X 46 3/4 H		
	Exact Size, White / Black Lami, rTPS Spacer, ClimaTech TG2, Head Expander, Sill Extender, Full FlexScreen - FlexView Clean & Clear Mesh, Vero Standard Lock, Install Location=[4th Floor]				
	U-Value = 0.19, SHGC = 0.24, VLT = 0.42, AL <= 0.3				
	Energy Star Zones: NORTHERN & NORTH CENTRAL				
	Clear Opening: 28.5 W - 17.9375 H - 3.55 SqFt				




ITEM	DESCRIPTION	QTY	SIZE	PRICE	TOTAL	
7	4700 Vero Double Hung	1	33 W X 47 1/4 H			
	Exact Size, White / Black Lami, rTPS Spacer, ClimaTech TG2, Head Expander, Sill Extender, Full FlexScreen - FlexView Clean & Clear Mesh, Vero Standard Lock, Install Location=[4th Floor]					
	U-Value = 0.19, SHGC = 0.24, VLT = 0.42, AL <= 0.3					
	Energy Star Zones: NORTHERN & NORTH CENTRAL					
	Clear Opening: 28.5 W - 18.1875 H - 3.59 SqFt					
8	4700 Vero Double Hung	1	33 W X 47 H			
	Exact Size, White / Black Lami, rTPS Spacer, ClimaTech TG2, Head Expander, Sill Extender, Full FlexScreen - FlexView Clean & Clear Mesh, Vero Standard Lock, Install Location=[4th Floor Office]					
	U-Value = 0.19, SHGC = 0.24, VLT = 0.42, AL <= 0.3					
	Energy Star Zones: NORTHERN & NORTH CENTRAL					
	Clear Opening: 28.5 W - 18.0625 H - 3.57 SqFt					
9	4700 Vero Double Hung	1	24 W X 39 1/4 H			
	Exact Size, White / Black Lami, rTPS Spacer, Special - Dual Pane=[Lami Glass], Head Expander, Sill Extender, Full FlexScreen - FlexView Clean & Clear Mesh, Vero Standard Lock, Single Lock below 27 - Uncheck for dual locks, Install Location=[4sth Floor bath]					
	U-Value = 0, SHGC = 0, VLT = 0, AL <= 0.3					
	Energy Star Zones: N/A					
	Clear Opening: 19.5 W - 14.1875 H - 1.92 SqFt					
10	Vero Mullied Opening	2	39 1/2 W X 89 H			
	Exact Size, Factory Mull, White / Black Lami, Reinforced Mull, Head Expander, Sill Extender, Install Location=[5th floor stairs]					
10.1	4700 Vero Double Hung	2	39 1/2 W X 69 H			
	Exact Size, White / Black Lami, rTPS Spacer, ClimaTech TG2, Sill Extender, Half FlexScreen - FlexView Clean & Clear Mesh, Vero Standard Lock					
10.2	4770 Vero Picture Window	2	39 1/2 W X 19 1/2 H			
	Exact Size, White / Black Lami, rTPS Spacer, ClimaTech TG2, Sill Extender					

ITEM	DESCRIPTION	QTY	SIZE	PRICE	TOTAL
10.3	Horizontal Mullion	2	39 1/2 W X 1/2 H		
	Factory Mull, White / Black Lami, Reinforced Mull				
11	Vero MU Stack PW-PW/DH-DH	1	64 W X 84 H		
	Exact Size, Factory Mull, White / Black Lami, Reinforced Mull, Head Expander, Sill Extender, Install Location=[3rd Floor ]				
11.1	4700 Vero Double Hung	1	31 3/4 W X 71 1/2 H		
	Exact Size, White / Black Lami, rTPS Spacer, ClimaTech TG2, Half FlexScreen - FlexView Clean & Clear Mesh, Vero Standard Lock				
	U-Value = 0.19, SHGC = 0.24, VLT = 0.42, AL <= 0.3				
	Energy Star Zones: NORTHERN & NORTH CENTRAL				
	Clear Opening: 27.25 W - 28.625 H - 5.41 SqFt				
11.2	4700 Vero Double Hung	1	31 3/4 W X 71 1/2 H		
	Exact Size, White / Black Lami, rTPS Spacer, ClimaTech TG2, Half FlexScreen - FlexView Clean & Clear Mesh, Vero Standard Lock				
	U-Value = 0.19, SHGC = 0.24, VLT = 0.42, AL <= 0.3				
	Energy Star Zones: NORTHERN & NORTH CENTRAL				
	Clear Opening: 27.25 W - 28.625 H - 5.41 SqFt				
11.3	4770 Vero Picture Window	1	31 3/4 W X 12 H		
	Exact Size, White / Black Lami, rTPS Spacer, ClimaTech TG2				
	U-Value = 0.17, SHGC = 0.26, VLT = 0.45, AL <= 0.3				
	Energy Star Zones: NORTHERN & NORTH CENTRAL				
11.4	4770 Vero Picture Window	1	31 3/4 W X 12 H		
	Exact Size, White / Black Lami, rTPS Spacer, ClimaTech TG2				
	U-Value = 0.17, SHGC = 0.26, VLT = 0.45, AL <= 0.3				
	Energy Star Zones: NORTHERN & NORTH CENTRAL				



ITEM	DESCRIPTION	QTY	SIZE	PRICE	TOTAL
11.5	Vertical Mullion	1	1/2 W X 71 1/2 H		
	Factory Mull, White / Black Lami, Reinforced Mull				
11.6	Horizontal Mullion	1	64 W X 1/2 H		
	Factory Mull, White / Black Lami, Reinforced Mull				
11.7	Vertical Mullion	1	1/2 W X 12 H		
	Factory Mull, White / Black Lami, Reinforced Mull				
12	Vero MU Stack PW-PW/DH-DH	1	64 W X 90 H		
	Exact Size, Factory Mull, White / Black Lami, Reinforced Mull, Head Expander, Sill Extender, Install Location=[3rd Floor ]				
					
12.1	4700 Vero Double Hung	1	31 3/4 W X 70 1/2 H		
	Exact Size, White / Black Lami, rTPS Spacer, ClimaTech TG2, Half FlexScreen - FlexView Clean & Clear Mesh, Vero Standard Lock				
	U-Value = 0.19, SHGC = 0.24, VLT = 0.42, AL <= 0.3				
	Energy Star Zones: NORTHERN & NORTH CENTRAL				
	Clear Opening: 27.25 W - 28.125 H - 5.32 SqFt				
12.2	4700 Vero Double Hung	1	31 3/4 W X 70 1/2 H		
	Exact Size, White / Black Lami, rTPS Spacer, ClimaTech TG2, Half FlexScreen - FlexView Clean & Clear Mesh, Vero Standard Lock				
	U-Value = 0.19, SHGC = 0.24, VLT = 0.42, AL <= 0.3				
	Energy Star Zones: NORTHERN & NORTH CENTRAL				
	Clear Opening: 27.25 W - 28.125 H - 5.32 SqFt				
12.3	4770 Vero Picture Window	1	31 3/4 W X 19 H		
	Exact Size, White / Black Lami, rTPS Spacer, ClimaTech TG2				
	U-Value = 0.17, SHGC = 0.26, VLT = 0.45, AL <= 0.3				
	Energy Star Zones: NORTHERN & NORTH CENTRAL				

ITEM	DESCRIPTION	QTY	SIZE	PRICE	TOTAL
12.4	4770 Vero Picture Window	1	31 3/4 W X 19 H		
	Exact Size, White / Black Lami, rTPS Spacer, ClimaTech TG2				
	U-Value = 0.17, SHGC = 0.26, VLT = 0.45, AL <= 0.3				
	Energy Star Zones: NORTHERN & NORTH CENTRAL				
12.5	Vertical Mullion	1	1/2 W X 70 1/2 H		
	Factory Mull, White / Black Lami, Reinforced Mull				
12.6	Horizontal Mullion	1	64 W X 1/2 H		
	Factory Mull, White / Black Lami, Reinforced Mull				
12.7	Vertical Mullion	1	1/2 W X 19 H		
	Factory Mull, White / Black Lami, Reinforced Mull				
13	Vero MU Twin Double Hung	2	63 1/4 W X 72 H		
	Exact Size, Factory Mull, White / Black Lami, Head Expander, Sill Extender, Install Location=[3rd Floor 16,17]				
					
13.1	4700 Vero Double Hung	2	31 3/8 W X 72 H		
	Exact Size, White / Black Lami, rTPS Spacer, ClimaTech TG2, Obscure, Half FlexScreen - FlexView Clean & Clear Mesh, Field Applied Window Opening Control Device, Vero Standard Lock				
	U-Value = 0.24, SHGC = 0.26, VLT = 0.49, AL <= 0.3				
	Energy Star Zones: NORTH CENTRAL				
	Clear Opening: 26.875 W - 28.875 H - 5.38 SqFt				
13.2	4700 Vero Double Hung	2	31 3/8 W X 72 H		
	Exact Size, White / Black Lami, rTPS Spacer, ClimaTech TG2, Obscure, Half FlexScreen - FlexView Clean & Clear Mesh, Field Applied Window Opening Control Device, Vero Standard Lock				
	U-Value = 0.24, SHGC = 0.26, VLT = 0.49, AL <= 0.3				
	Energy Star Zones: NORTH CENTRAL				
	Clear Opening: 26.875 W - 28.875 H - 5.38 SqFt				

ITEM	DESCRIPTION	QTY	SIZE	PRICE	TOTAL
13.3	Vertical Mullion	2	1/2 W X 72 H		
	Factory Mull, White / Black Lami				
14	4700 Vero Double Hung	1	25 W X 32 H		
	Exact Size, White / Black Lami, rTPS Spacer, Special - Dual Pane=[Lami], Obscure, Head Expander, Sill Extender, Half FlexScreen - FlexView Clean & Clear Mesh, Vero Standard Lock, Single Lock below 27 - Uncheck for dual locks, Install Location=[3rd floor bath]				
	U-Value = 0, SHGC = 0, VLT = 0, AL <= 0.3				
	Energy Star Zones: N/A				
	Clear Opening: 20.5 W - 10.5625 H - 1.5 SqFt				
15	Vero MU Twin Double Hung	4	64 W X 70 H		
	Exact Size, Factory Mull, White / Black Lami, Head Expander, Sill Extender, Install Location=[2nd Floor]				
15.1	4700 Vero Double Hung	4	31 3/4 W X 70 H		
	Exact Size, White / Black Lami, rTPS Spacer, ClimaTech TG2, Obscure, Half FlexScreen - FlexView Clean & Clear Mesh, Field Applied Window Opening Control Device, Vero Standard Lock				
	U-Value = 0.24, SHGC = 0.26, VLT = 0.49, AL <= 0.3				
	Energy Star Zones: NORTH CENTRAL				
	Clear Opening: 27.25 W - 27.875 H - 5.27 SqFt				
15.2	4700 Vero Double Hung	4	31 3/4 W X 70 H		
	Exact Size, White / Black Lami, rTPS Spacer, ClimaTech TG2, Obscure, Half FlexScreen - FlexView Clean & Clear Mesh, Field Applied Window Opening Control Device, Vero Standard Lock				
	U-Value = 0.24, SHGC = 0.26, VLT = 0.49, AL <= 0.3				
	Energy Star Zones: NORTH CENTRAL				
	Clear Opening: 27.25 W - 27.875 H - 5.27 SqFt				
15.3	Vertical Mullion	4	1/2 W X 70 H		
	Factory Mull, White / Black Lami				
<b>TOTALS:</b>		22		<b>SUBTOTAL:</b>	
				<b>TOTAL:</b>	



**COMMENT:** Rough opening cutback formula for replacement windows is .25" for both width and height. Rough opening cutback formula for new construction windows is .5" for both width and height.

**CLIMMET**

**CLIMMET**

**CLIMMET**

**CLIMMET**

71

31 3/8

31 3/8

63 1/4 W X 71 H

19 1/2


**CLIMMET**

69

**CLIMMET**

**CLIMMET**

39 1/2 W X 89 H



CLIMMET

CLIMMET

CLIMMET

CLIMMET


CLIMMET

CLIMMET

12

71 1/2

64 W X 84 H



CLIMMET

CLIMMET

CLIMMET

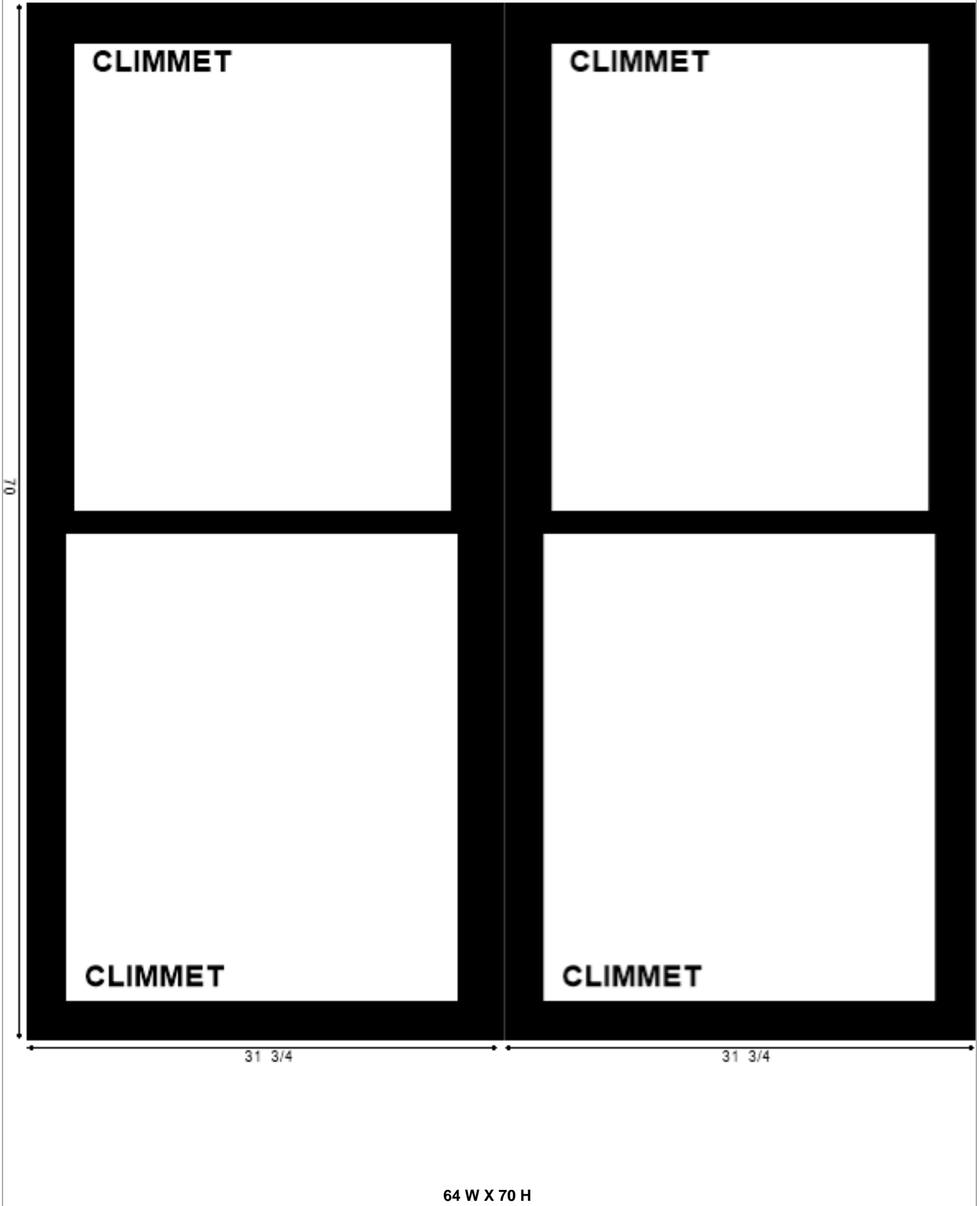
CLIMMET

72

31 3/8

31 3/8

63 1/4 W X 72 H



64 W X 70 H



JY20

INSPIRE

ST

0379

INSPIRE  
COLLECTION

CAUTION  
FLEXSCREEN  
THIS WINDOW  
FEATURES  
FLEXSCREEN  
SCREENING

vinyl  
1-800-552-5522





LYNAT SOFT



1000  
1000



1000  
1000



1000  
1000